

# INTERNATIONAL STANDARD

# ISO/IEC 23092-2

Second edition  
2020-10

---

---

## Information technology — Genomic information representation —

### Part 2: Coding of genomic information

*Technologies de l'information — Représentation des informations  
génomiques —*

*Partie 2: Codage des informations génomiques*

Withhold & NND



Reference number  
ISO/IEC 23092-2:2020(E)

© ISO/IEC 2020

Withdrawn



**COPYRIGHT PROTECTED DOCUMENT**

© ISO/IEC 2020

All rights reserved. Unless otherwise specified, or required in the context of its implementation, no part of this publication may be reproduced or utilized otherwise in any form or by any means, electronic or mechanical, including photocopying, or posting on the internet or an intranet, without prior written permission. Permission can be requested from either ISO at the address below or ISO's member body in the country of the requester.

ISO copyright office  
CP 401 • Ch. de Blandonnet 8  
CH-1214 Vernier; Geneva  
Phone: +41 22 749 01 11  
Email: [copyright@iso.org](mailto:copyright@iso.org)  
Website: [www.iso.org](http://www.iso.org)

Published in Switzerland

# Contents

Page

<b>Foreword</b> .....	<b>vii</b>
<b>Introduction</b> .....	<b>viii</b>
<b>1 Scope</b> .....	<b>1</b>
<b>2 Normative references</b> .....	<b>1</b>
<b>3 Terms and definitions</b> .....	<b>1</b>
<b>4 Abbreviated terms</b> .....	<b>6</b>
<b>5 Conventions</b> .....	<b>6</b>
5.1 General.....	6
5.2 Arithmetic operators.....	7
5.3 Logical operators.....	7
5.4 Relational operators.....	7
5.5 Bit-wise operators.....	8
5.6 Assignment operators.....	8
5.7 Range notation.....	8
5.8 Mathematical functions.....	9
5.9 Order of operation precedence.....	9
5.10 Variables, syntax elements and tables.....	10
5.11 Text description of logical operators.....	11
5.12 Processes.....	12
<b>6 Syntax and semantics</b> .....	<b>12</b>
6.1 Method of specifying syntax in tabular form.....	12
6.2 Bit ordering.....	13
6.3 Specification of syntax functions and data types.....	13
6.4 Semantics.....	15
<b>7 Data structures</b> .....	<b>15</b>
7.1 General.....	15
7.2 Data unit.....	15
7.3 Raw reference.....	16
7.3.1 General.....	16
7.3.2 Syntax and semantics.....	16
7.4 Parameter set.....	17
7.4.1 Syntax and semantics.....	17
7.4.2 Encoding parameters.....	17
7.5 Access unit.....	23
7.5.1 Syntax and semantics.....	24
7.5.2 Access unit types.....	27
<b>8 Descriptors</b> .....	<b>28</b>
<b>9 Sequencing reads</b> .....	<b>31</b>
9.1 General.....	31
9.2 Supported symbols.....	31
9.3 Paired-end reads.....	33
9.4 Reverse-complement reads.....	33
9.5 Data classes.....	34
9.6 Aligned data.....	34
9.7 Unaligned data.....	35
<b>10 Decoding process</b> .....	<b>36</b>
10.1 General.....	36
10.2 dataset_type = 0 or 1.....	36
10.2.1 General.....	36
10.2.2 References padding.....	37

10.2.3	Type 1 AU (Class P)	37
10.2.4	Type 2 AU (Class N)	38
10.2.5	Type 3 AU (Class M)	39
10.2.6	Type 4 AU (Class I)	39
10.2.7	Type 5 AU (Class HM)	41
10.2.8	Type 6 AU (Class U)	41
10.3	dataset_type = 2	42
10.3.1	General	42
10.3.2	Type 1 AU	42
10.3.3	Type 2 AU	43
10.3.4	Type 3 AU	43
10.3.5	Type 4 AU	44
10.3.6	Type 6 AU	44
10.4	Genomic descriptors	44
10.4.1	General	44
10.4.2	pos	45
10.4.3	rcomp	45
10.4.4	flags	46
10.4.5	mmpos	47
10.4.6	mmtyp	49
10.4.7	clips	52
10.4.8	ureads	55
10.4.9	rln	55
10.4.10	pair	57
10.4.11	mscore	64
10.4.12	mmap	65
10.4.13	msar	67
10.4.14	rtype	68
10.4.15	rgroup	70
10.4.16	qv	70
10.4.17	rname	74
10.4.18	rftp	74
10.4.19	rftt	75
10.4.20	tokentype descriptors	76
10.5	sequence	85
10.5.1	General	85
10.5.2	Aligned reads (Classes P, N, M, I, HM)	85
10.5.3	Unmapped reads (Class HM, U)	86
10.6	e-cigar	86
10.6.1	Syntax	86
10.6.2	Decoding process for the first alignment	88
10.6.3	Decoding process for other alignments	95
10.6.4	Reference transformation	95
<b>11</b>	<b>Representation of reference sequences</b>	<b>97</b>
11.1	External reference	97
11.2	Embedded reference	97
11.3	Computed reference	97
11.3.1	General	97
11.3.2	Supported Algorithms	98
11.3.3	Reference transformation	98
11.3.4	PushIn	99
11.3.5	Local assembly	100
11.3.6	Global assembly	102
<b>12</b>	<b>Block payload parsing process</b>	<b>102</b>
12.1	General	102
12.2	Inverse binarizations	103
12.2.1	General	103

12.2.2	Binary (BI)	104
12.2.3	Truncated unary (TU)	104
12.2.4	Exponential golomb (EG)	104
12.2.5	If the output of step 2 is 1, symVal= -1*symValTruncated exponential golomb (TEG)	105
12.2.6	Signed truncated exponential golomb (STEG)	105
12.2.7	Split unit-wise truncated unary (SUTU)	106
12.2.8	Signed split unit-wise truncated unary (SSUTU)	106
12.2.9	Double truncated unary (DTU)	107
12.2.10	Signed double truncated unary (SDTU)	107
12.3	Decoder configuration	107
12.3.1	Sequences and quality values	107
12.3.2	Support values	109
12.3.3	CABAC binarizations	109
12.3.4	Transformation parameters	112
12.3.5	Msar descriptor and read identifiers	113
12.3.6	State variables	114
12.4	Initialization process for context variables	117
12.5	Arithmetic decoding engine	118
12.5.1	Initialization	118
12.5.2	Arithmetic decoding process	118
12.6	Decoding process for sequence descriptors	125
12.6.1	General	125
12.6.2	Block payload decoding process	126
<b>13</b>	<b>Output format</b>	<b>141</b>
13.1	General	141
13.2	MPEG-G record	141
13.2.1	General	141
13.2.2	number_of_template_segments	143
13.2.3	number_of_record_segments	144
13.2.4	number_of_alignments	144
13.2.5	class_ID	144
13.2.6	read_group_len	144
13.2.7	reserved	144
13.2.8	read_1_first	144
13.2.9	seq_ID	144
13.2.10	as_depth	144
13.2.11	read_len	144
13.2.12	qv_depth	145
13.2.13	read_name_len	145
13.2.14	read_name	145
13.2.15	read_group	145
13.2.16	sequence	145
13.2.17	quality_values	145
13.2.18	mapping_pos	145
13.2.19	ecigar_len	145
13.2.20	ecigar_string	145
13.2.21	reverse_comp	145
13.2.22	mapping_score	145
13.2.23	split_alignment	146
13.2.24	delta	146
13.2.25	split_pos	146
13.2.26	split_seq_ID	146
13.2.27	flags	146
13.2.28	more_alignments	146
13.2.29	next_pos	146
13.2.30	next_seq_ID	146
13.3	Initialization process	146

This is a preview - click here to buy the full publication

<b>Annex A</b> (informative) <b>Tokenization of reads identifiers</b> .....	<b>150</b>
<b>Annex B</b> (informative) <b>Mapping quality</b> .....	<b>152</b>
<b>Annex C</b> (informative) <b>Inverse binarization examples</b> .....	<b>153</b>

Withdrawn

## Foreword

ISO (the International Organization for Standardization) and IEC (the International Electrotechnical Commission) form the specialized system for worldwide standardization. National bodies that are members of ISO or IEC participate in the development of International Standards through technical committees established by the respective organization to deal with particular fields of technical activity. ISO and IEC technical committees collaborate in fields of mutual interest. Other international organizations, governmental and non-governmental, in liaison with ISO and IEC, also take part in the work.

The procedures used to develop this specification and those intended for its further maintenance are described in the ISO/IEC Directives, Part 1. In particular, the different approval criteria needed for the different types of document should be noted. This specification was drafted in accordance with the editorial rules of the ISO/IEC Directives, Part 2 (see [www.iso.org/directives](http://www.iso.org/directives)).

Attention is drawn to the possibility that some of the elements of this specification may be the subject of patent rights. ISO and IEC shall not be held responsible for identifying any or all such patent rights. Details of any patent rights identified during the development of the document will be in the Introduction and/or on the ISO list of patent declarations received (see [www.iso.org/patents](http://www.iso.org/patents)) or the IEC list of patent declarations received (see <http://patents.iec.ch>).

Any trade name used in this specification is information given for the convenience of users and does not constitute an endorsement.

For an explanation of the voluntary nature of standards, the meaning of ISO specific terms and expressions related to conformity assessment, as well as information about ISO's adherence to the World Trade Organization (WTO) principles in the Technical Barriers to Trade (TBT) see [www.iso.org/iso/foreword.html](http://www.iso.org/iso/foreword.html).

This specification was prepared by Joint Technical Committee ISO/IEC JTC 1, *Information technology*, Subcommittee SC 29, *Coding of audio, picture, multimedia and hypermedia information*.

This second edition cancels and replaces the first edition (ISO/IEC 23092-1:2019), which has been technically revised.

The main changes compared to the previous edition are as follows:

- The sequence decoding process for mismatches in classes I and HM has been clarified.
- In [subclause 10.4](#) and its subclauses variable *numberOfAlignedRecordSegments* has been renamed to *numberOfMappedRecordSegments*.
- In [subclause 10.4.2](#) the decoding process of pos and rtype descriptors with computed reference has been clarified.
- In [subclause 11.3.4](#) the decoding process of pushin has been revised.
- The decoding of the *reverseComp* values has been revised.
- The determination of the offset of mismatches within spliced segments has been revised.
- The decoding process for signatures has been revised.
- The signalling of computed references has been clarified.
- In [Clause 12](#) some decoding processes and some transformations have been clarified.

A list of all parts in the ISO/IEC 23092 series can be found on the ISO website.

Any feedback or questions on this specification should be directed to the user's national standards body. A complete listing of these bodies can be found at [www.iso.org/members.html](http://www.iso.org/members.html).

## Introduction

The advent of high-throughput sequencing (HTS) technologies has the potential to boost the adoption of genomic information in everyday practice, ranging from biological research to personalized genomic medicine in clinics. As a consequence, the volume of generated data has increased dramatically during the last few years, and an even more pronounced growth is expected in the near future.

At the moment genomic information is mostly exchanged through a variety of data formats, such as FASTA/FASTQ for unaligned sequencing reads and SAM/BAM/CRAM for aligned reads. With respect to such formats, the ISO/IEC 23092 series provides a new solution for the representation and compression of genome sequencing information by:

- Specifying an abstract representation of the sequencing data rather than a specific format with its direct implementation.
- Being designed at a time point when technologies and use cases are more mature. This permits addressing one limitation of the textual SAM format, for which the incremental ad-hoc addition of features followed along the years, resulting in an overall redundant and suboptimal format which was unnecessarily complicated.
- Separating free-field user-defined information with no clear semantics from the genomic data representation. This allows a fully interoperable and automatic exchange of information between different data producers.
- Allowing multiplexing of relevant metadata information with the data since data and metadata are partitioned at different conceptual levels.
- Following a strict and supervised development process which has proven successful in the last 30 years in the domain of digital media for the transport format, the file format, the compressed representation and the application program interfaces.

The ISO/IEC 23092 series provides the enabling technology that will allow the community to create an ecosystem of novel, interoperable, solutions in the field of genomic information processing. In particular it offers:

- Consistent, general and properly designed format definitions and data structures to store sequencing and alignment information. A robust framework which can be used as a foundation to implement different compression algorithms.
- Speed and flexibility in the selective access to coded data, by means of newly designed data clustering and optimized storage methodologies.
- Low latency in data transmission and consequent fast availability at remote locations, based on transmission protocols inspired by real-time application domains.
- Built-in privacy and protection of sensitive information, thanks to a flexible framework which allows customizable secured access at all layers of the data hierarchy.
- Reliability of the technology and interoperability among tools and systems, owing to the provision of a procedure to assess conformance to this document on an exhaustive dataset.
- Support to the implementation of a complete ecosystem of compliant devices and applications, through the availability of a normative reference implementation covering the totality of the ISO/IEC 23092 series.

The fundamental structure of the ISO/IEC 23092 series data representation is the *genomic record*. The genomic record is a data structure consisting of either a single sequencing read, or a paired sequencing read, and its associated sequencing and alignment information; it may contain detailed mapping and alignment data, a single or paired read identifier (read name) and quality values.



Without breaking traditional approaches, the genomic record introduced in the ISO/IEC 23092 series provides a more compact, simpler and manageable data structure grouping all the information related to a single DNA template, from simple sequencing data to sophisticated alignment information.

The genomic record, although it is an appropriate logic data structure for interaction and manipulation of coded information, is not a suitable atomic data structure for compression. To achieve high compression ratios, it is necessary to group genomic records into clusters and to transform the information of the same type into sets of descriptors structured into homogeneous blocks. Furthermore, when dealing with selective data access, the genomic record unit is too small to allow effective and fast information retrieval.

For these reasons, this document introduces the concept of access unit, which is the fundamental structure for coding and access to information in the compressed domain.

The access unit is the smallest data structure that can be decoded by a decoder compliant with ISO/IEC 23092-2. An access unit is composed of one block for each descriptor used to represent the information of its genomic records; therefore, a block payload is the coded representation of all the data of the same type (i.e. a descriptor) in a cluster.

In addition to clusters of genomic records compressed into access units, reads are further classified in six data classes: five classes are defined according to the result of their alignment against one or more reference sequences; the sixth class contains either reads that could not be mapped or raw sequencing data. The classification of sequencing reads into classes enables the development of powerful selective data access. In fact access units inherit a specific data characterization (e.g. perfect matches in class P, substitutions in class M, indels in class I, half-mapped reads in class HM) from the genomic records composing them, and thus constitute a data structure capable of providing powerful filtering capability for the efficient support of many different use cases.

Access units are the fundamental, finest grain data structure in terms of content protection and in terms of metadata association. In other words each access unit can be protected individually and independently. [Figure 1](#) shows how access units, blocks and genomic records relate to each other in the ISO/IEC 23092 series data structure.

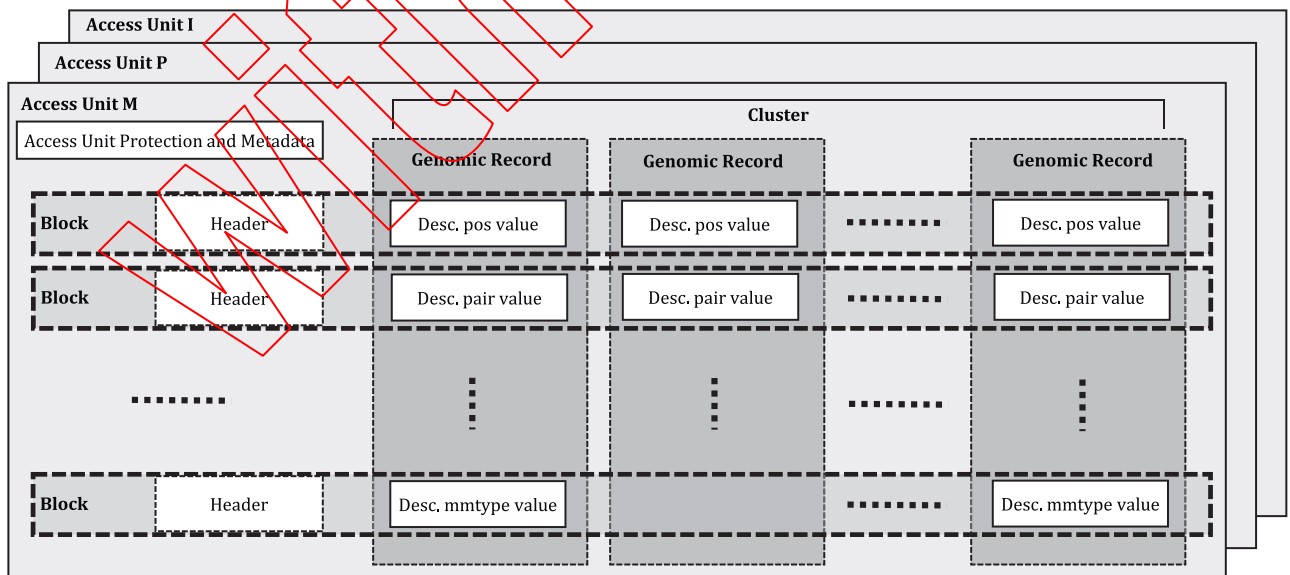
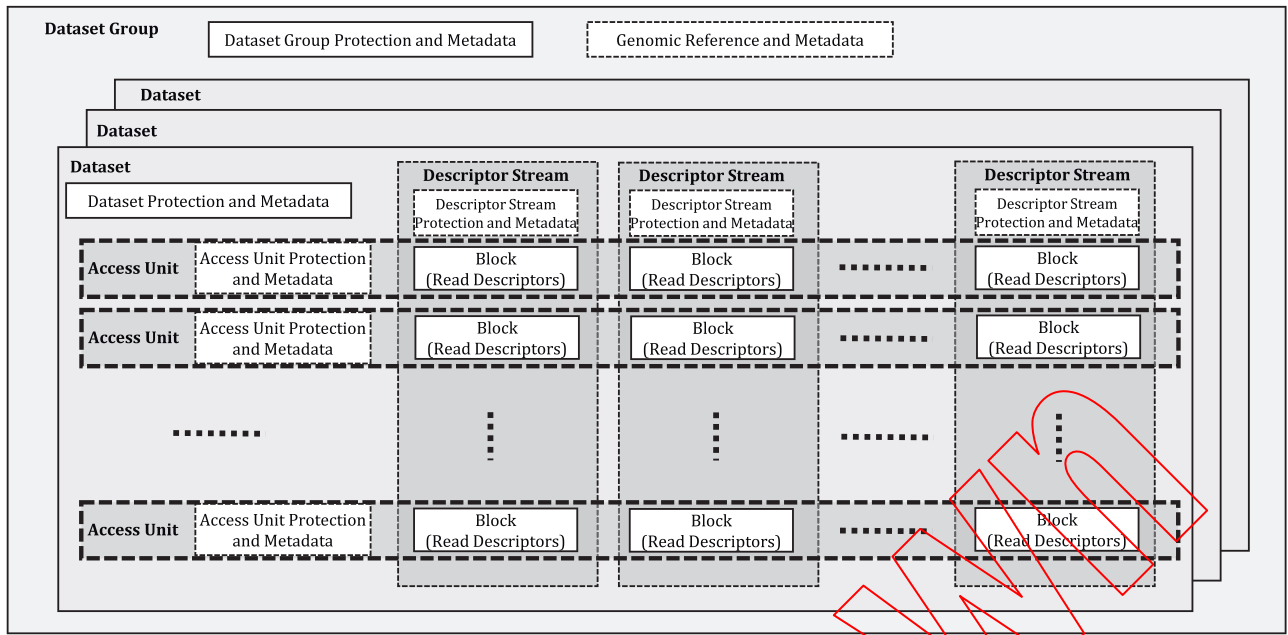


Figure 1 — Access units, blocks and genomic records

This is a preview - click here to buy the full publication

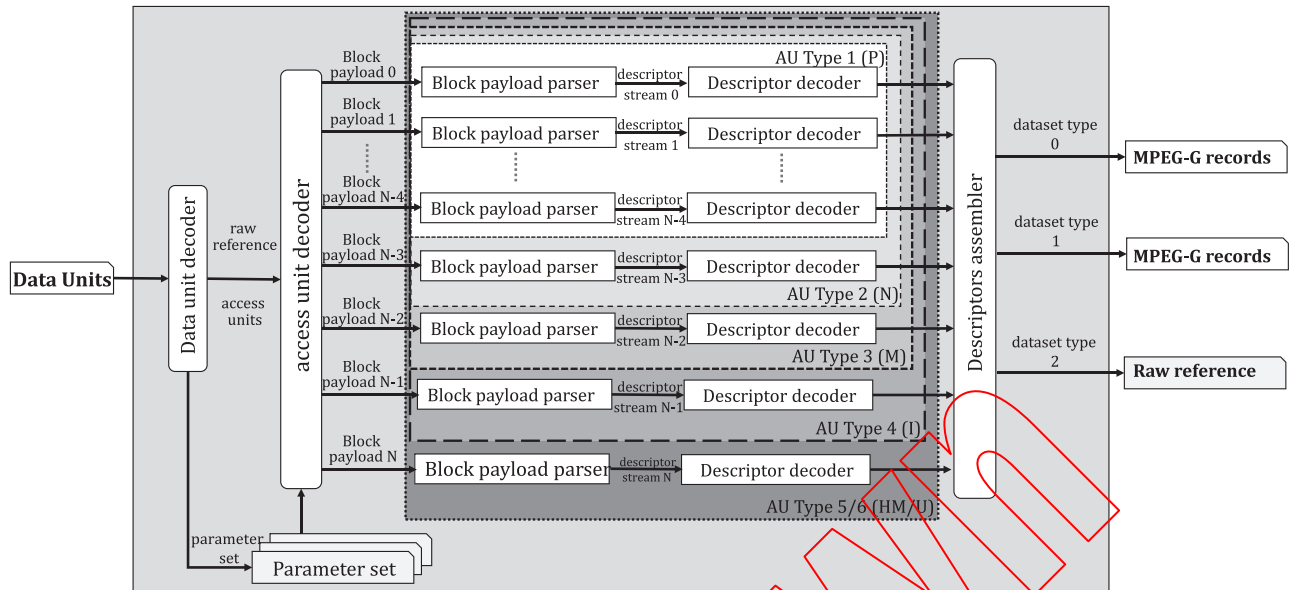


**Figure 2 — High-level data structure: datasets and dataset group**

A dataset is a coded data structure containing headers and one or more access units. Typical datasets could, for example, contain the complete sequencing of an individual, or a portion of it. Other datasets could contain for example a reference genome or a subset of its chromosomes. Datasets are grouped in dataset groups, as shown in [Figure 2](#).

According to the ISO/IEC 23092 series, the compressed sequencing data can be multiplexed into a bitstream suitable for packetization for real-time transport over typical network protocols. In storage use cases, coded data can be encapsulated into a file format with the possibility to organize blocks per descriptor stream or per access unit, to further optimize the selective access performance to the type of data access required by the different application scenarios. The ISO/IEC 23092 series further provides a reference process to convert a transport stream into a file format and vice versa.

The ISO/IEC 23092 series defines the syntax and semantics of the compressed genome sequencing data representation and the deterministic decoding process that reconstructs the contents of datasets. The decoding process is fully specified such that all decoders that conform to this document will produce identical decoded output. A simplified diagram of the decoding process is shown in [Figure 3](#).



**Figure 3 — The decoding process**

The International Organization for Standardization (ISO) and International Electrotechnical Commission (IEC) draw attention to the fact that it is claimed that compliance with this document may involve the use of a patent.

ISO and IEC take no position concerning the evidence, validity and scope of this patent right.

The holder of this patent right has assured ISO and IEC that he/she is willing to negotiate licences under reasonable and non-discriminatory terms and conditions with applicants throughout the world. In this respect, the statement of the holder of this patent right is registered with ISO and IEC. Information may be obtained from the patent database available at [www.iso.org/patents](http://www.iso.org/patents).

Attention is drawn to the possibility that some of the elements of this document may be the subject of patent rights other than those in the patent database. ISO and IEC shall not be held responsible for identifying any or all such patent rights.

This is a preview - click here to buy the full publication

Withdrawn

# Information technology — Genomic information representation —

## Part 2: Coding of genomic information

### 1 Scope

This document provides specifications for the representation of the following types of genomic information:

- unaligned sequencing reads including read identifiers and quality values;
- aligned sequencing reads including read identifiers and quality values;
- reference sequences.

### 2 Normative references

The following documents are referred to in the text in such a way that some or all of their content constitutes requirements of this document. For dated references, only the edition cited applies. For undated references, the latest edition of the referenced document (including any amendments) applies.

ISO/IEC 10646, *Information technology — Universal Coded Character Set (UCS)*

ISO/IEC 23092-1:2020, *Information technology — Genomic information representation — Part 1: Transport and storage of genomic information*