

This is a preview - click here to buy the full publication



IEC 62769-3

Edition 3.0 2023-04  
REDLINE VERSION

# INTERNATIONAL STANDARD



**Field device integration (FDI®) –  
Part 3: Server**

INTERNATIONAL  
ELECTROTECHNICAL  
COMMISSION

ICS 25.040.40; 35.100.05

ISBN 978-2-8322-6805-6

**Warning! Make sure that you obtained this publication from an authorized distributor.**

## CONTENTS

FOREWORD.....	5
<del>INTRODUCTION.....</del>	<del>8</del>
1 Scope.....	8
2 Normative references .....	8
3 Terms, definitions, abbreviated terms and <del>conventions</del> acronyms.....	9
3.1 Terms and definitions.....	9
3.2 Abbreviated terms and acronyms .....	10
3.3 Conventions.....	10
4 Overview .....	10
5 Information Model.....	11
5.1 General.....	11
5.2 Online/Offline.....	11
5.2.1 Overview .....	11
5.2.2 Transfer to device.....	12
5.2.3 Transfer from device.....	12
5.2.4 Interactive Transfer to device .....	12
5.3 Access privileges .....	12
5.4 Private Parameters .....	13
5.5 Locking.....	13
5.6 EditContext.....	14
5.6.1 Concept and usage model .....	14
5.6.2 Services .....	15
5.6.3 NodeIds.....	16
5.6.4 Reading.....	16
5.6.5 Writing.....	16
5.6.6 Writing dominant and dependent Variables.....	16
5.6.7 Actions (EDD METHODS).....	18
5.6.8 UIDs .....	18
5.6.9 Synchronization.....	19
5.7 Reading .....	19
5.7.1 General .....	19
5.7.2 Reading offline variables .....	20
5.7.3 Reading online variables .....	20
5.8 Writing .....	21
5.8.1 General .....	21
5.8.2 Write offline variables .....	22
5.8.3 Writing online variables .....	23
5.8.4 Writing to an EditContext.....	24
5.9 Subscription.....	25
5.9.1 General .....	25
5.9.2 Subscription of offline variables .....	26
5.9.3 Subscription of online variables .....	27
5.10 Device topology .....	28
5.10.1 General .....	28
5.10.2 Connection Points .....	28
5.10.3 Topology management .....	29

5.10.4	Topology scanning.....	32
5.10.5	Use of SCAN function.....	33
5.10.6	Validation of defined topology.....	33
5.11	User Interface Elements.....	34
5.11.1	User Interface Descriptions.....	34
5.11.2	User Interface Plug-ins.....	35
5.12	Actions.....	35
5.12.1	FDI® Server – FDI® Client interaction.....	35
5.12.2	Action state machine.....	38
5.12.3	Actions Proxies.....	39
5.12.4	INTERACTIVE_TRANSFER_TO_DEVICE Action.....	40
5.12.5	Actions, EDD Actions and Actions Proxies.....	41
6	OPC UA services.....	42
6.1	OPC UA profiles.....	42
6.2	Service error information.....	42
6.2.1	Overview.....	42
6.2.2	OPC UA services and their response.....	42
6.2.3	Mappings of EDDL response codes to OPC UA service response.....	43
6.3	Parameter value update during write service request.....	44
6.4	Localization.....	44
6.5	Audit events.....	44
7	Communication.....	44
7.1	Notation.....	44
7.2	General.....	45
7.2.1	Concepts.....	45
7.2.2	Terms.....	47
7.3	Communication Service processing.....	48
7.3.1	Communication Service invocation.....	48
7.3.2	Analyze communication path.....	48
7.3.3	Manage communication relations.....	49
7.3.4	Communication service request mapping.....	49
7.3.5	Communication service request propagation.....	50
7.3.6	Communication error handling.....	51
7.4	FDI® Communication Server specific handling.....	51
7.4.1	Discovery.....	51
7.4.2	Information Model synchronization.....	52
8	Parallel Execution within the FDI® Server.....	52
8.1	Motivation.....	52
8.2	Internal structure of the EDD interpreter.....	53
8.3	Rules for running an EDD entity.....	53
Annex A (informative) FDI® Server functional structure.....		55
A.1	FDI® functional elements.....	55
A.2	FDI® Server extension.....	56
Annex B (informative) Access privileges and user roles.....		58
B.1	User roles and usage case.....	58
B.2	Private data usage.....	59
Annex C (informative) Parallel execution within the FDI® Server – Examples.....		60
C.1	Simple example for a synchronous execution.....	60

C.2	Example for a concurrent execution .....	60
C.3	Deadlock detection in concurrent execution .....	62
Annex D (informative)	Read-Only mode for UID Views .....	63
D.1	Definition .....	63
Figure 1	– FDI® architecture diagram .....	8
Figure 2	– Locking services .....	14
Figure 3	– EditContext models .....	15
Figure 4	– Online EditContext state diagram for dominant and dependent Variables .....	17
Figure 5	– Offline EditContext state diagram for dominant and dependent Variables .....	18
Figure 6	– EditContext for EDD Methods .....	18
Figure 7	– Offline variable read .....	20
Figure 8	– Online variable read .....	21
Figure 9	– Offline variable write immediate .....	22
Figure 10	– Online variable write immediate .....	23
Figure 11	– Write with EditContext .....	25
Figure 12	– Offline variable subscription .....	26
Figure 13	– Online variable subscription .....	27
Figure 14	– Topology with Network objects (non-normative) .....	28
Figure 15	– Add Device to topology .....	30
Figure 16	– Remove Device from topology .....	31
Figure 17	– Scan topology .....	32
Figure 18	– Action execution .....	37
Figure 19	– Action state machine .....	38
Figure 20	– System communication integration example .....	45
Figure 21	– FDI® Communication Server integration example .....	46
Figure 22	– Gateway integration example .....	47
Figure 23	– Message propagation example scenario .....	50
Figure A.1	– Functional components of an FDI® Server .....	55
Figure A.2	– FDI® Server extensions .....	57
Figure B.1	– User roles and access privileges .....	58
Figure C.1	– Synchronous execution of two triggers .....	60
Figure C.2	– Concurrent execution of two triggers (step 1) .....	60
Figure C.3	– Concurrent execution of two triggers (step 2) .....	61
Figure C.4	– Concurrent execution of two triggers (step 3) .....	61
Figure C.5	– Concurrent execution of two triggers (step 4) .....	61
Figure C.6	– Concurrent execution of two triggers .....	62
Table 1	– Action states .....	38
Table 2	– Action state transitions .....	39
Table 3	– EDD Action types and the EDD constructs that use them .....	41
Table 4	– OPC UA severity bits and EDDL response codes TYPE .....	43

## INTERNATIONAL ELECTROTECHNICAL COMMISSION

### FIELD DEVICE INTEGRATION (FDI®) –

#### Part 3: Server

#### FOREWORD

- 1) The International Electrotechnical Commission (IEC) is a worldwide organization for standardization comprising all national electrotechnical committees (IEC National Committees). The object of IEC is to promote international co-operation on all questions concerning standardization in the electrical and electronic fields. To this end and in addition to other activities, IEC publishes International Standards, Technical Specifications, Technical Reports, Publicly Available Specifications (PAS) and Guides (hereafter referred to as “IEC Publication(s)”). Their preparation is entrusted to technical committees; any IEC National Committee interested in the subject dealt with may participate in this preparatory work. International, governmental and non-governmental organizations liaising with the IEC also participate in this preparation. IEC collaborates closely with the International Organization for Standardization (ISO) in accordance with conditions determined by agreement between the two organizations.
- 2) The formal decisions or agreements of IEC on technical matters express, as nearly as possible, an international consensus of opinion on the relevant subjects since each technical committee has representation from all interested IEC National Committees.
- 3) IEC Publications have the form of recommendations for international use and are accepted by IEC National Committees in that sense. While all reasonable efforts are made to ensure that the technical content of IEC Publications is accurate, IEC cannot be held responsible for the way in which they are used or for any misinterpretation by any end user.
- 4) In order to promote international uniformity, IEC National Committees undertake to apply IEC Publications transparently to the maximum extent possible in their national and regional publications. Any divergence between any IEC Publication and the corresponding national or regional publication shall be clearly indicated in the latter.
- 5) IEC itself does not provide any attestation of conformity. Independent certification bodies provide conformity assessment services and, in some areas, access to IEC marks of conformity. IEC is not responsible for any services carried out by independent certification bodies.
- 6) All users should ensure that they have the latest edition of this publication.
- 7) No liability shall attach to IEC or its directors, employees, servants or agents including individual experts and members of its technical committees and IEC National Committees for any personal injury, property damage or other damage of any nature whatsoever, whether direct or indirect, or for costs (including legal fees) and expenses arising out of the publication, use of, or reliance upon, this IEC Publication or any other IEC Publications.
- 8) Attention is drawn to the Normative references cited in this publication. Use of the referenced publications is indispensable for the correct application of this publication.
- 9) Attention is drawn to the possibility that some of the elements of this IEC Publication may be the subject of patent rights. IEC shall not be held responsible for identifying any or all such patent rights.

**This redline version of the official IEC Standard allows the user to identify the changes made to the previous edition IEC 62769-3:2021. A vertical bar appears in the margin wherever a change has been made. Additions are in green text, deletions are in strikethrough red text.**

IEC 62769-3 has been prepared by subcommittee 65E: Devices and integration in enterprise systems, of IEC technical committee 65: Industrial-process measurement, control and automation. It is an International Standard.

This third edition cancels and replaces the second edition published in 2021. This edition constitutes a technical revision.

This edition includes the following significant technical changes with respect to the previous edition:

- a) added interactive transfer to device.

The text of this International Standard is based on the following documents:

Draft	Report on voting
65E/856/CDV	65E/913/RVC

Full information on the voting for its approval can be found in the report on voting indicated in the above table.

The language used for the development of this International Standard is English.

This document was drafted in accordance with ISO/IEC Directives, Part 2, and developed in accordance with ISO/IEC Directives, Part 1 and ISO/IEC Directives, IEC Supplement, available at [www.iec.ch/members\\_experts/refdocs](http://www.iec.ch/members_experts/refdocs). The main document types developed by IEC are described in greater detail at [www.iec.ch/standardsdev/publications](http://www.iec.ch/standardsdev/publications).

A list of all parts in the IEC 62769 series, published under the general title *Field device integration (FDI<sup>®</sup>)*, can be found on the IEC website.

The committee has decided that the contents of this document will remain unchanged until the stability date indicated on the IEC website under "<http://webstore.iec.ch>" in the data related to the specific document. At this date, the document will be

- reconfirmed,
- withdrawn,
- replaced by a revised edition, or
- amended.

**IMPORTANT – The "colour inside" logo on the cover page of this document indicates that it contains colours which are considered to be useful for the correct understanding of its contents. Users should therefore print this document using a colour printer.**

## INTRODUCTION

The IEC 62769 series has the general title *Field Device Integration (FDI)* and the following parts:

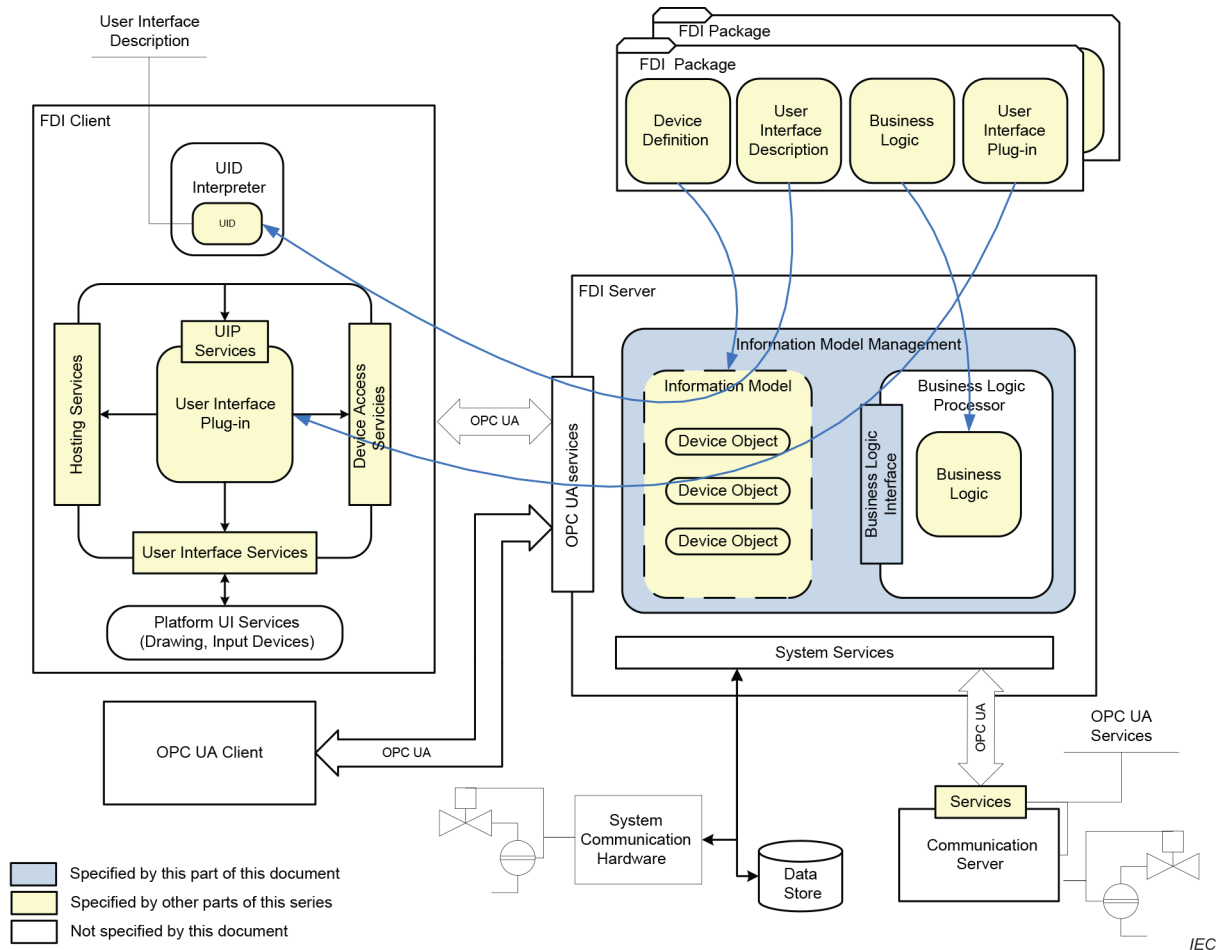
- Part 1: Overview
- Part 2: FDI Client
- Part 3: FDI Server
- Part 4: FDI Packages
- Part 5: FDI Information Model
- Part 6: FDI Technology Mapping
- Part 7: FDI Communication Devices
- Part 100: Profiles — Generic Protocol Extensions
- Part 101-1: Profiles — Foundation Fieldbus H1
- Part 101-2: Profiles — Foundation Fieldbus HSE
- Part 103-1: Profiles — PROFIBUS
- Part 103-4: Profiles — PROFINET
- Part 109-1: Profiles — HART and WirelessHART
- Part 115-2: Profiles — Protocol-specific Definitions for Modbus RTU
- Part 150-1: Profiles — ISA 100.11a

# FIELD DEVICE INTEGRATION (FDI®) –

## Part 3: Server

### 1 Scope

This part of IEC 62769 specifies the FDI®<sup>1</sup> Server. The overall FDI® architecture is illustrated in Figure 1. The architectural components that are within the scope of this document have been highlighted in this figure. Annex A provides a functional description of the FDI® Server.



**Figure 1 – FDI® architecture diagram**

### 2 Normative references

The following documents are referred to in the text in such a way that some or all of their content constitutes requirements of this document. For dated references, only the edition cited applies.

<sup>1</sup> FDI® is a registered trademark of the non-profit organization Fieldbus Foundation, Inc. This information is given for the convenience of users of this document and does not constitute an endorsement by IEC of the trademark holder or any of its products. Compliance does not require use of the trade name. Use of the trade name requires permission of the trade name holder.



For undated references, the latest edition of the referenced document (including any amendments) applies.

~~IEC 61804 (all parts), Function blocks (FB) for process control and electronic device description language (EDDL)~~

IEC 61804-3, *Devices and integration in enterprise systems – Function blocks (FB) for process control and electronic device description language (EDDL) – Part 3: EDDL syntax and semantics*

~~IEC 61804-4:2020, Function blocks (FB) for process control and electronic device description language (EDDL) – Part 4: EDD interpretation~~

IEC 61804-4, *Devices and integration in enterprise systems – Function blocks (FB) for process control and electronic device description language (EDDL) – Part 4: EDD interpretation*

IEC 61804-5, *Devices and integration in enterprise systems – Function blocks (FB) for process control and electronic device description language (EDDL) – Part 5: EDDL Builtin library*

IEC 62541-4, *OPC unified architecture – Part 4: Services*

IEC 62541-7, *OPC unified architecture – Part 7: Profiles*

IEC 62769-1, *Field Device Integration (FDI®) – Part 1: Overview*

IEC 62769-2, *Field Device Integration (FDI®) – Part 2: ~~FDI~~ Client*

IEC 62769-4, *Field Device Integration (FDI®) – Part 4: FDI® Packages*

IEC 62769-5, *Field Device Integration (FDI®) – Part 5: FDI® Information Model*

IEC 62769-7, *Field Device Integration (FDI®) – Part 7: Communication Devices*

# INTERNATIONAL STANDARD

# NORME INTERNATIONALE



**Field device integration (FDI®) –  
Part 3: Server**

**Intégration des appareils de terrain (FDI®) –  
Partie 3: Serveur**

## CONTENTS

FOREWORD.....	5
1 Scope.....	7
2 Normative references .....	7
3 Terms, definitions, abbreviated terms and acronyms .....	8
3.1 Terms and definitions.....	8
3.2 Abbreviated terms and acronyms .....	8
3.3 Conventions.....	9
4 Overview .....	9
5 Information Model.....	9
5.1 General.....	9
5.2 Online/Offline.....	10
5.2.1 Overview .....	10
5.2.2 Transfer to device.....	10
5.2.3 Transfer from device.....	11
5.2.4 Interactive Transfer to device .....	11
5.3 Access privileges .....	11
5.4 Private Parameters .....	11
5.5 Locking.....	12
5.6 EditContext.....	13
5.6.1 Concept and usage model .....	13
5.6.2 Services .....	14
5.6.3 NodeIds.....	14
5.6.4 Reading.....	14
5.6.5 Writing.....	15
5.6.6 Writing dominant and dependent Variables.....	15
5.6.7 Actions (EDD METHODS).....	16
5.6.8 UIDs .....	16
5.6.9 Synchronization .....	17
5.7 Reading .....	17
5.7.1 General .....	17
5.7.2 Reading offline variables .....	18
5.7.3 Reading online variables .....	18
5.8 Writing .....	19
5.8.1 General .....	19
5.8.2 Write offline variables .....	20
5.8.3 Writing online variables .....	21
5.8.4 Writing to an EditContext .....	22
5.9 Subscription.....	23
5.9.1 General .....	23
5.9.2 Subscription of offline variables .....	24
5.9.3 Subscription of online variables .....	25
5.10 Device topology .....	26
5.10.1 General .....	26
5.10.2 Connection Points .....	26
5.10.3 Topology management .....	27
5.10.4 Topology scanning.....	30
5.10.5 Use of SCAN function.....	31

5.10.6	Validation of defined topology.....	31
5.11	User Interface Elements.....	32
5.11.1	User Interface Descriptions.....	32
5.11.2	User Interface Plug-ins .....	33
5.12	Actions .....	33
5.12.1	FDI® Server – FDI® Client interaction.....	33
5.12.2	Action state machine .....	36
5.12.3	Actions Proxies.....	37
5.12.4	INTERACTIVE_TRANSFER_TO_DEVICE Action .....	38
5.12.5	Actions, EDD Actions and Actions Proxies.....	39
6	OPC UA services.....	40
6.1	OPC UA profiles .....	40
6.2	Service error information.....	40
6.2.1	Overview .....	40
6.2.2	OPC UA services and their response.....	40
6.2.3	Mappings of EDDL response codes to OPC UA service response .....	41
6.3	Parameter value update during write service request .....	42
6.4	Localization .....	42
6.5	Audit events.....	42
7	Communication.....	42
7.1	Notation .....	42
7.2	General.....	43
7.2.1	Concepts .....	43
7.2.2	Terms .....	45
7.3	Communication Service processing.....	46
7.3.1	Communication Service invocation .....	46
7.3.2	Analyze communication path .....	46
7.3.3	Manage communication relations.....	47
7.3.4	Communication service request mapping.....	47
7.3.5	Communication service request propagation.....	48
7.3.6	Communication error handling .....	49
7.4	FDI® Communication Server specific handling.....	49
7.4.1	Discovery .....	49
7.4.2	Information Model synchronization.....	50
8	Parallel Execution within the FDI® Server .....	50
8.1	Motivation .....	50
8.2	Internal structure of the EDD interpreter.....	51
8.3	Rules for running an EDD entity.....	51
Annex A (informative)	FDI® Server functional structure .....	53
A.1	FDI® functional elements.....	53
A.2	FDI® Server extension.....	54
Annex B (informative)	Access privileges and user roles .....	56
B.1	User roles and usage case.....	56
B.2	Private data usage .....	57
Annex C (informative)	Parallel execution within the FDI® Server – Examples .....	58
C.1	Simple example for a synchronous execution.....	58
C.2	Example for a concurrent execution .....	58
C.3	Deadlock detection in concurrent execution .....	60

Annex D (informative) Read-Only mode for UID Views.....	61
D.1 Definition .....	61
Figure 1 – FDI® architecture diagram .....	7
Figure 2 – Locking services .....	12
Figure 3 – EditContext models .....	13
Figure 4 – Online EditContext state diagram for dominant and dependent Variables .....	15
Figure 5 – Offline EditContext state diagram for dominant and dependent Variables .....	16
Figure 6 – EditContext for EDD Methods.....	16
Figure 7 – Offline variable read.....	18
Figure 8 – Online variable read.....	19
Figure 9 – Offline variable write immediate .....	20
Figure 10 – Online variable write immediate .....	21
Figure 11 – Write with EditContext.....	23
Figure 12 – Offline variable subscription .....	24
Figure 13 – Online variable subscription .....	25
Figure 14 – Topology with Network objects (non-normative) .....	26
Figure 15 – Add Device to topology .....	28
Figure 16 – Remove Device from topology.....	29
Figure 17 – Scan topology .....	30
Figure 18 – Action execution.....	35
Figure 19 – Action state machine .....	36
Figure 20 – System communication integration example .....	43
Figure 21 – FDI® Communication Server integration example .....	44
Figure 22 – Gateway integration example .....	45
Figure 23 – Message propagation example scenario.....	48
Figure A.1 – Functional components of an FDI® Server.....	53
Figure A.2 – FDI® Server extensions.....	55
Figure B.1 – User roles and access privileges.....	56
Figure C.1 – Synchronous execution of two triggers.....	58
Figure C.2 – Concurrent execution of two triggers (step1).....	58
Figure C.3 – Concurrent execution of two triggers (step 2).....	59
Figure C.4 – Concurrent execution of two triggers (step 3).....	59
Figure C.5 – Concurrent execution of two triggers (step 4).....	59
Figure C.6 – Concurrent execution of two triggers.....	60
Table 1 – Action states .....	36
Table 2 – Action state transitions .....	37
Table 3 – EDD Action types and the EDD constructs that use them .....	39
Table 4 – OPC UA severity bits and EDDL response codes TYPE .....	41

## INTERNATIONAL ELECTROTECHNICAL COMMISSION

### FIELD DEVICE INTEGRATION (FDI®) –

#### Part 3: Server

#### FOREWORD

- 1) The International Electrotechnical Commission (IEC) is a worldwide organization for standardization comprising all national electrotechnical committees (IEC National Committees). The object of IEC is to promote international co-operation on all questions concerning standardization in the electrical and electronic fields. To this end and in addition to other activities, IEC publishes International Standards, Technical Specifications, Technical Reports, Publicly Available Specifications (PAS) and Guides (hereafter referred to as “IEC Publication(s)”). Their preparation is entrusted to technical committees; any IEC National Committee interested in the subject dealt with may participate in this preparatory work. International, governmental and non-governmental organizations liaising with the IEC also participate in this preparation. IEC collaborates closely with the International Organization for Standardization (ISO) in accordance with conditions determined by agreement between the two organizations.
- 2) The formal decisions or agreements of IEC on technical matters express, as nearly as possible, an international consensus of opinion on the relevant subjects since each technical committee has representation from all interested IEC National Committees.
- 3) IEC Publications have the form of recommendations for international use and are accepted by IEC National Committees in that sense. While all reasonable efforts are made to ensure that the technical content of IEC Publications is accurate, IEC cannot be held responsible for the way in which they are used or for any misinterpretation by any end user.
- 4) In order to promote international uniformity, IEC National Committees undertake to apply IEC Publications transparently to the maximum extent possible in their national and regional publications. Any divergence between any IEC Publication and the corresponding national or regional publication shall be clearly indicated in the latter.
- 5) IEC itself does not provide any attestation of conformity. Independent certification bodies provide conformity assessment services and, in some areas, access to IEC marks of conformity. IEC is not responsible for any services carried out by independent certification bodies.
- 6) All users should ensure that they have the latest edition of this publication.
- 7) No liability shall attach to IEC or its directors, employees, servants or agents including individual experts and members of its technical committees and IEC National Committees for any personal injury, property damage or other damage of any nature whatsoever, whether direct or indirect, or for costs (including legal fees) and expenses arising out of the publication, use of, or reliance upon, this IEC Publication or any other IEC Publications.
- 8) Attention is drawn to the Normative references cited in this publication. Use of the referenced publications is indispensable for the correct application of this publication.
- 9) Attention is drawn to the possibility that some of the elements of this IEC Publication may be the subject of patent rights. IEC shall not be held responsible for identifying any or all such patent rights.

IEC 62769-3 has been prepared by subcommittee 65E: Devices and integration in enterprise systems, of IEC technical committee 65: Industrial-process measurement, control and automation. It is an International Standard.

This third edition cancels and replaces the second edition published in 2021. This edition constitutes a technical revision.

This edition includes the following significant technical changes with respect to the previous edition:

- a) added interactive transfer to device.

The text of this International Standard is based on the following documents:

Draft	Report on voting
65E/856/CDV	65E/913/RVC

Full information on the voting for its approval can be found in the report on voting indicated in the above table.

The language used for the development of this International Standard is English.

This document was drafted in accordance with ISO/IEC Directives, Part 2, and developed in accordance with ISO/IEC Directives, Part 1 and ISO/IEC Directives, IEC Supplement, available at [www.iec.ch/members\\_experts/refdocs](http://www.iec.ch/members_experts/refdocs). The main document types developed by IEC are described in greater detail at [www.iec.ch/standardsdev/publications](http://www.iec.ch/standardsdev/publications).

A list of all parts in the IEC 62769 series, published under the general title *Field device integration (FDI<sup>®</sup>)*, can be found on the IEC website.

The committee has decided that the contents of this document will remain unchanged until the stability date indicated on the IEC website under "<http://webstore.iec.ch>" in the data related to the specific document. At this date, the document will be

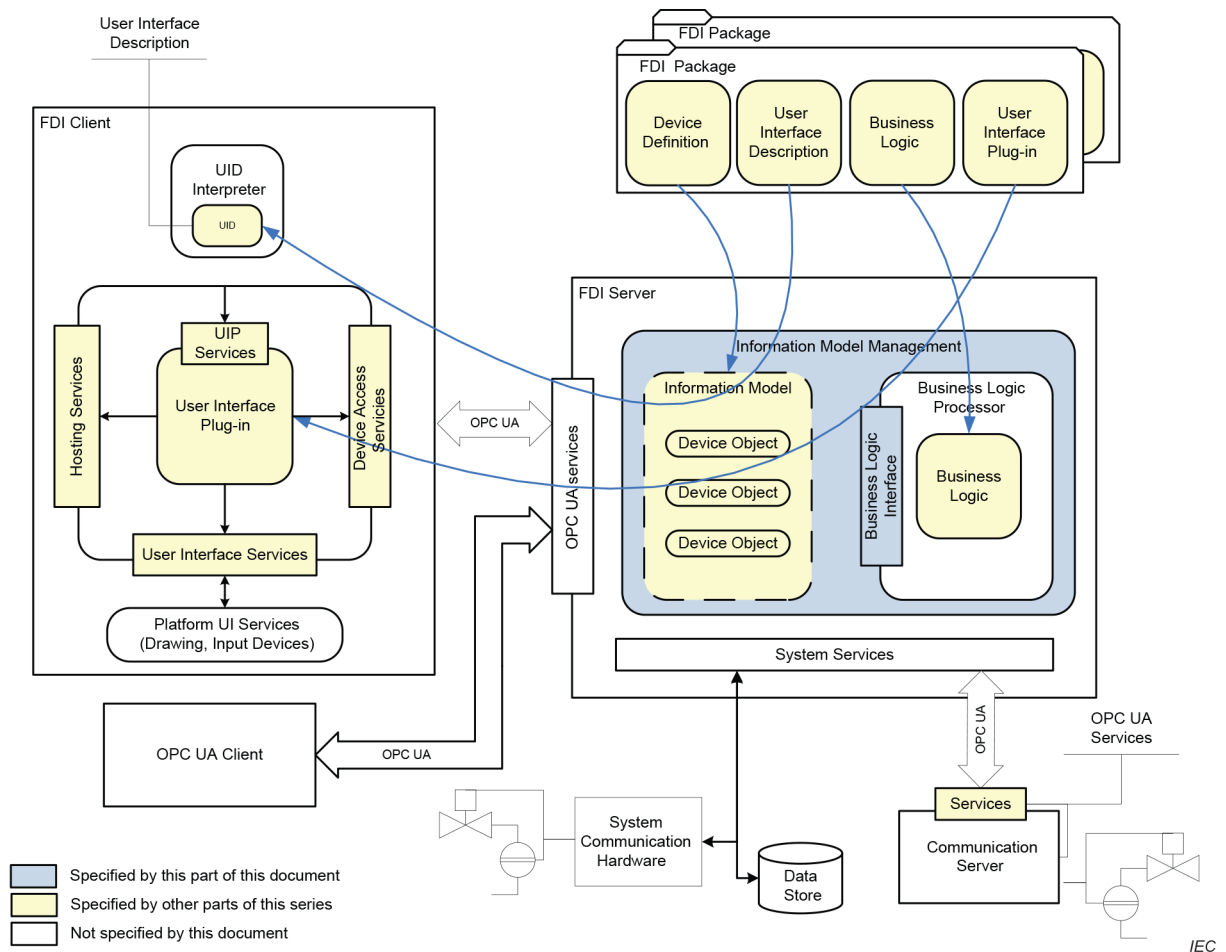
- reconfirmed,
- withdrawn,
- replaced by a revised edition, or
- amended.

**IMPORTANT – The "colour inside" logo on the cover page of this document indicates that it contains colours which are considered to be useful for the correct understanding of its contents. Users should therefore print this document using a colour printer.**

## FIELD DEVICE INTEGRATION (FDI®) – Part 3: Server

### 1 Scope

This part of IEC 62769 specifies the FDI®<sup>1</sup> Server. The overall FDI® architecture is illustrated in Figure 1. The architectural components that are within the scope of this document have been highlighted in this figure. Annex A provides a functional description of the FDI® Server.



**Figure 1 – FDI® architecture diagram**

### 2 Normative references

The following documents are referred to in the text in such a way that some or all of their content constitutes requirements of this document. For dated references, only the edition cited applies.

<sup>1</sup> FDI® is a registered trademark of the non-profit organization Fieldbus Foundation, Inc. This information is given for the convenience of users of this document and does not constitute an endorsement by IEC of the trademark holder or any of its products. Compliance does not require use of the trade name. Use of the trade name requires permission of the trade name holder.



For undated references, the latest edition of the referenced document (including any amendments) applies.

IEC 61804-3, *Devices and integration in enterprise systems – Function blocks (FB) for process control and electronic device description language (EDDL) – Part 3: EDDL syntax and semantics*

IEC 61804-4, *Devices and integration in enterprise systems – Function blocks (FB) for process control and electronic device description language (EDDL) – Part 4: EDD interpretation*

IEC 61804-5, *Devices and integration in enterprise systems – Function blocks (FB) for process control and electronic device description language (EDDL) – Part 5: EDDL Builtin library*

IEC 62541-4, *OPC unified architecture – Part 4: Services*

IEC 62541-7, *OPC unified architecture – Part 7: Profiles*

IEC 62769-1, *Field Device Integration (FDI®) – Part 1: Overview*

IEC 62769-2, *Field Device Integration (FDI®) – Part 2: Client*

IEC 62769-4, *Field Device Integration (FDI®) – Part 4: FDI® Packages*

IEC 62769-5, *Field Device Integration (FDI®) – Part 5: FDI® Information Model*

IEC 62769-7, *Field Device Integration (FDI®) – Part 7: Communication Devices*

## SOMMAIRE

AVANT-PROPOS .....	65
1 Domaine d'application .....	67
2 Références normatives .....	67
3 Termes, définitions, abréviations et acronymes .....	68
3.1 Termes et définitions .....	68
3.2 Abréviations et acronymes .....	68
3.3 Conventions .....	68
4 Vue d'ensemble .....	69
5 Modèle d'Information .....	69
5.1 Généralités .....	69
5.2 En ligne/Hors-ligne .....	70
5.2.1 Vue d'ensemble .....	70
5.2.2 Transfert vers l'appareil .....	71
5.2.3 Transfert à partir de l'appareil .....	71
5.2.4 Transfert interactif vers l'appareil .....	71
5.3 Privilèges d'accès .....	71
5.4 Paramètres privés .....	72
5.5 Verrouillage .....	72
5.6 EditContext .....	73
5.6.1 Concept et modèle d'utilisation .....	73
5.6.2 Services .....	74
5.6.3 Nodeld .....	75
5.6.4 Lecture .....	75
5.6.5 Ecriture .....	75
5.6.6 Ecriture de Variables dominantes et dépendantes .....	76
5.6.7 Actions (MÉTHODES EDD) .....	77
5.6.8 UID .....	78
5.6.9 Synchronisation .....	78
5.7 Lecture .....	78
5.7.1 Généralités .....	78
5.7.2 Lecture de variables hors-ligne .....	79
5.7.3 Lecture de variables en ligne .....	79
5.8 Ecriture .....	80
5.8.1 Généralités .....	80
5.8.2 Ecriture de variables hors-ligne .....	81
5.8.3 Ecriture de variables en ligne .....	82
5.8.4 Ecriture dans un EditContext .....	84
5.9 Abonnement .....	85
5.9.1 Généralités .....	85
5.9.2 Abonnement aux variables hors-ligne .....	85
5.9.3 Abonnement aux variables en ligne .....	86
5.10 Topologie d'Appareils .....	88
5.10.1 Généralités .....	88
5.10.2 Points de Connexion .....	88
5.10.3 Gestion de topologie .....	89
5.10.4 Balayage de topologie .....	92
5.10.5 Utilisation de la fonction SCAN .....	93

5.10.6	Validation de la topologie définie .....	94
5.11	Eléments de l'Interface Utilisateur .....	94
5.11.1	Descriptions d'Interface Utilisateur .....	94
5.11.2	Plugiciels d'Interface Utilisateur .....	95
5.12	Actions .....	95
5.12.1	Interaction Serveur FDI® – Client FDI® .....	95
5.12.2	Diagramme d'états Action .....	98
5.12.3	Proxys d'Actions .....	100
5.12.4	INTERACTIVE_TRANSFER_TO_DEVICE_ACTION .....	101
5.12.5	Actions, Actions EDD et Proxys d'Actions .....	101
6	Services OPC UA .....	103
6.1	Profils OPC UA .....	103
6.2	Informations relatives aux erreurs de services .....	103
6.2.1	Vue d'ensemble .....	103
6.2.2	Services OPC UA et leur réponse .....	103
6.2.3	Mappings des codes de réponse EDDL à la réponse à la demande de service OPC UA .....	104
6.3	Mise à jour de valeurs de paramètres au cours de la demande de service write .....	105
6.4	Localisation .....	105
6.5	Evénements d'audit .....	106
7	Communication .....	106
7.1	Notation .....	106
7.2	Généralités .....	106
7.2.1	Concepts .....	106
7.2.2	Termes .....	108
7.3	Traitement de Services de Communication .....	109
7.3.1	Appel du Service de Communication .....	109
7.3.2	Analyse de chemin de communication .....	109
7.3.3	Gestion des relations de communication .....	110
7.3.4	Mapping des demandes de services de communication .....	110
7.3.5	Propagation des demandes de services de communication .....	111
7.3.6	Traitement des erreurs de communication .....	113
7.4	Traitement spécifique à un Serveur de Communication FDI® .....	113
7.4.1	Découverte .....	113
7.4.2	Synchronisation de Modèles d'Information .....	113
8	Exécution parallèle au sein du Serveur FDI® .....	114
8.1	Motivation .....	114
8.2	Structure interne de l'interprète EDD .....	114
8.3	Règles pour exécuter une entité EDD .....	114
Annex A (informative)	Structure fonctionnelle d'un Serveur FDI® .....	116
A.1	Eléments fonctionnels FDI® .....	116
A.2	Extension de Serveur FDI® .....	117
Annex B (informative)	Privilèges d'accès et rôles d'utilisateur .....	119
B.1	Rôles d'utilisateur et cas d'utilisation .....	119
B.2	Utilisation de données privées .....	120
Annex C (informative)	Exécution parallèle dans le Serveur FDI® – Exemples .....	121
C.1	Exemple simple pour une exécution synchrone .....	121
C.2	Exemple pour une exécution simultanée .....	121

C.3	Détection d'impasse en exécution simultanée .....	122
Annex D (informative)	Mode lecture seule pour les vues d'UID .....	124
D.1	Définition .....	124
Figure 1	– Diagramme de l'architecture FDI® .....	67
Figure 2	– Services de verrouillage .....	73
Figure 3	– Modèles d'EditContext .....	74
Figure 4	– Diagramme d'états EditContext Online pour les Variables dominantes et dépendantes .....	76
Figure 5	– Diagramme d'états EditContext Offline pour les Variables dominantes et dépendantes .....	77
Figure 6	– EditContext pour les Méthodes EDD .....	77
Figure 7	– Variable hors-ligne lue .....	79
Figure 8	– Lecture de variables en ligne .....	80
Figure 9	– Ecriture immédiate de variables hors-ligne .....	82
Figure 10	– Ecriture immédiate de variables hors-ligne .....	83
Figure 11	– Ecriture avec EditContext .....	84
Figure 12	– Abonnement aux variables hors-ligne .....	86
Figure 13	– Abonnement aux variables en ligne .....	87
Figure 14	– Topologie avec des objets Réseaux (non normative) .....	88
Figure 15	– Ajout d'un Appareil à la topologie .....	90
Figure 16	– Retrait d'un Appareil de la topologie .....	91
Figure 17	– Balayage de topologie .....	92
Figure 18	– Exécution d'Action .....	97
Figure 19	– Diagramme d'états Action .....	98
Figure 20	– Exemple d'intégration des communications d'un système .....	106
Figure 21	– Exemple d'intégration de Serveur de Communication FDI® .....	107
Figure 22	– Exemple d'intégration de passerelle .....	108
Figure 23	– Exemple de scénario de propagation de message .....	112
Figure A.1	– Composants fonctionnels d'un Serveur FDI® .....	116
Figure A.2	– Extensions de Serveur FDI® .....	118
Figure B.1	– Rôles d'utilisateur et privilèges d'accès .....	119
Figure C.1	– Exécution synchrone de deux déclencheurs .....	121
Figure C.2	– Exécution simultanée de deux déclencheurs (étape 1) .....	121
Figure C.3	– Exécution simultanée de deux déclencheurs (étape 2) .....	122
Figure C.4	– Exécution simultanée de deux déclencheurs (étape 3) .....	122
Figure C.5	– Exécution simultanée de deux déclencheurs (étape 4) .....	122
Figure C.6	– Exécution simultanée de deux déclencheurs .....	123
Tableau 1	– Etats Action .....	99
Tableau 2	– Transitions d'états Action .....	99
Tableau 3	– Types d'Actions EDD et constructions EDD qui les utilisent .....	102
Tableau 4	– Bits Severity de l'OPC UA et TYPE des codes de réponse EDDL .....	104

## COMMISSION ÉLECTROTECHNIQUE INTERNATIONALE

### INTÉGRATION DES APPAREILS DE TERRAIN (FDI®) –

#### Partie 3: Serveur

#### AVANT-PROPOS

- 1) La Commission Electrotechnique Internationale (IEC) est une organisation mondiale de normalisation composée de l'ensemble des comités électrotechniques nationaux (Comités nationaux de l'IEC). L'IEC a pour objet de favoriser la coopération internationale pour toutes les questions de normalisation dans les domaines de l'électricité et de l'électronique. A cet effet, l'IEC – entre autres activités – publie des Normes internationales, des Spécifications techniques, des Rapports techniques, des Spécifications accessibles au public (PAS) et des Guides (ci-après dénommés "Publication(s) de l'IEC"). Leur élaboration est confiée à des comités d'études, aux travaux desquels tout Comité national intéressé par le sujet traité peut participer. Les organisations internationales, gouvernementales et non gouvernementales, en liaison avec l'IEC, participent également aux travaux. L'IEC collabore étroitement avec l'Organisation Internationale de Normalisation (ISO), selon des conditions fixées par accord entre les deux organisations.
- 2) Les décisions ou accords officiels de l'IEC concernant les questions techniques représentent, dans la mesure du possible, un accord international sur les sujets étudiés, étant donné que les Comités nationaux de l'IEC intéressés sont représentés dans chaque comité d'études.
- 3) Les Publications de l'IEC se présentent sous la forme de recommandations internationales et sont agréées comme telles par les Comités nationaux de l'IEC. Tous les efforts raisonnables sont entrepris afin que l'IEC s'assure de l'exactitude du contenu technique de ses publications; l'IEC ne peut pas être tenue responsable de l'éventuelle mauvaise utilisation ou interprétation qui en est faite par un quelconque utilisateur final.
- 4) Dans le but d'encourager l'uniformité internationale, les Comités nationaux de l'IEC s'engagent, dans toute la mesure possible, à appliquer de façon transparente les Publications de l'IEC dans leurs publications nationales et régionales. Toutes divergences entre toutes Publications de l'IEC et toutes publications nationales ou régionales correspondantes doivent être indiquées en termes clairs dans ces dernières.
- 5) L'IEC elle-même ne fournit aucune attestation de conformité. Des organismes de certification indépendants fournissent des services d'évaluation de conformité et, dans certains secteurs, accèdent aux marques de conformité de l'IEC. L'IEC n'est responsable d'aucun des services effectués par les organismes de certification indépendants.
- 6) Tous les utilisateurs doivent s'assurer qu'ils sont en possession de la dernière édition de cette publication.
- 7) Aucune responsabilité ne doit être imputée à l'IEC, à ses administrateurs, employés, auxiliaires ou mandataires, y compris ses experts particuliers et les membres de ses comités d'études et des Comités nationaux de l'IEC, pour tout préjudice causé en cas de dommages corporels et matériels, ou de tout autre dommage de quelque nature que ce soit, directe ou indirecte, ou pour supporter les coûts (y compris les frais de justice) et les dépenses découlant de la publication ou de l'utilisation de cette Publication de l'IEC ou de toute autre Publication de l'IEC, ou au crédit qui lui est accordé.
- 8) L'attention est attirée sur les références normatives citées dans cette publication. L'utilisation de publications référencées est obligatoire pour une application correcte de la présente publication.
- 9) L'attention est attirée sur le fait que certains des éléments de la présente Publication de l'IEC peuvent faire l'objet de droits de brevet. L'IEC ne saurait être tenue pour responsable de ne pas avoir identifié de tels droits de brevets.

L'IEC 62769-3 a été établie par le sous-comité 65E: Les dispositifs et leur intégration dans les systèmes de l'entreprise, du comité d'études 65 de l'IEC: Mesure, commande et automation dans les processus industriels. Il s'agit d'une Norme internationale.

Cette troisième édition annule et remplace la deuxième édition parue en 2021. Cette édition constitue une révision technique.

Cette édition inclut les modifications techniques majeures suivantes par rapport à l'édition précédente:

- a) ajout du transfert interactif vers l'appareil.

Le texte de cette Norme internationale est issu des documents suivants:

Projet	Rapport de vote
65E/856/CDV	65E/913/RVC

Le rapport de vote indiqué dans le tableau ci-dessus donne toute information sur le vote ayant abouti à son approbation.

La langue employée pour l'élaboration de cette Norme internationale est l'anglais.

Ce document a été rédigé selon les Directives ISO/IEC, Partie 2, il a été développé selon les Directives ISO/IEC, Partie 1 et les Directives ISO/IEC, Supplément IEC, disponibles sous [www.iec.ch/members\\_experts/refdocs](http://www.iec.ch/members_experts/refdocs). Les principaux types de documents développés par l'IEC sont décrits plus en détail sous [www.iec.ch/standardsdev/publications](http://www.iec.ch/standardsdev/publications).

Une liste de toutes les parties de la série IEC 62769, publiées sous le titre général *Intégration des appareils de terrain (FDI®)*, se trouve sur le site web de l'IEC.

Le comité a décidé que le contenu de ce document ne sera pas modifié avant la date de stabilité indiquée sur le site web de l'IEC sous [webstore.iec.ch](http://webstore.iec.ch) dans les données relatives au document recherché. A cette date, le document sera

- reconduit,
- supprimé,
- remplacé par une édition révisée, ou
- amendé.

**IMPORTANT – Le logo "colour inside" qui se trouve sur la page de couverture de cette publication indique qu'elle contient des couleurs qui sont considérées comme utiles à une bonne compréhension de son contenu. Les utilisateurs devraient, par conséquent, imprimer cette publication en utilisant une imprimante couleur.**

# INTÉGRATION DES APPAREILS DE TERRAIN (FDI®) –

## Partie 3: Serveur

### 1 Domaine d'application

La présente partie de l'IEC 62769 spécifie le Serveur FDI®. L'architecture FDI® complète est représentée à la Figure 1. Les composants architecturaux qui relèvent du domaine d'application du présent document ont été mis en évidence dans cette figure. L'Annex A fournit une description fonctionnelle du Serveur FDI®.

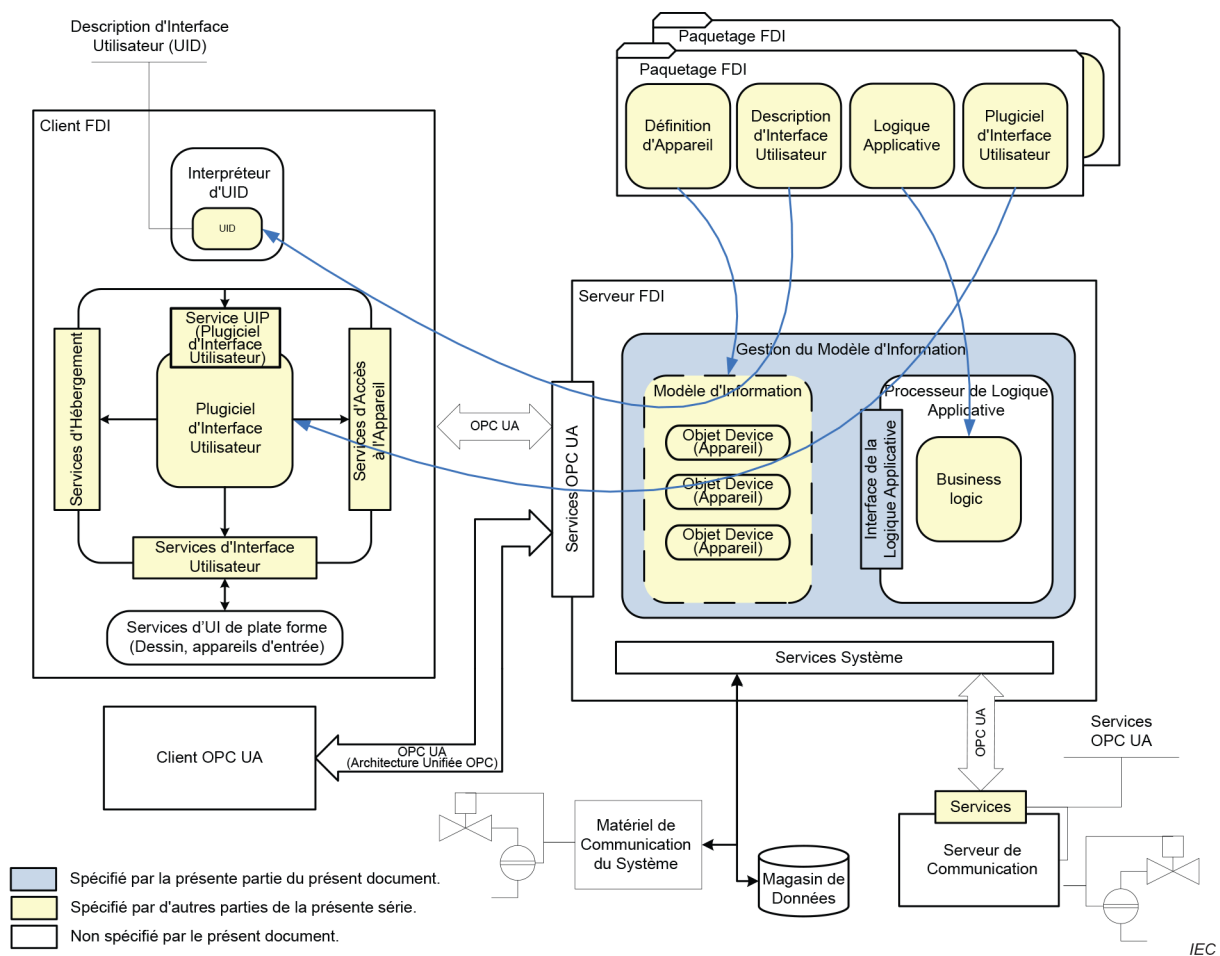


Figure 1 – Diagramme de l'architecture FDI®

### 2 Références normatives

Les documents suivants sont cités dans le texte de sorte qu'ils constituent, pour tout ou partie de leur contenu, des exigences du présent document. Pour les références datées, seule l'édition citée s'applique. Pour les références non datées, la dernière édition du document de référence s'applique (y compris les éventuels amendements).

IEC 61804-3, *Les dispositifs et leur intégration dans les systèmes de l'entreprise – Blocs fonctionnels (FB) pour les procédés industriels et le langage de description électronique de produits (EDDL) – Partie 3: Sémantique et syntaxe EDDL*

IEC 61804-4, *Les dispositifs et leur intégration dans les systèmes de l'entreprise – Blocs fonctionnels (FB) pour les procédés industriels et le langage de description électronique de produit (EDDL) – Partie 4: Interprétation EDD*

IEC 61804-5, *Les dispositifs et leur intégration dans les systèmes de l'entreprise – Blocs fonctionnels (FB) pour les procédés industriels et le langage de description électronique de produit (EDDL) – Partie 5: Bibliothèque de Built-in EDDL*

IEC 62541-4, *Architecture unifiée OPC – Partie 4: Services*

IEC 62541-7, *Architecture unifiée OPC – Partie 7: Profils*

IEC 62769-1, *Intégration des appareils de terrain (FDI®) – Partie 1: Vue d'ensemble*

IEC 62769-2, *Intégration des appareils de terrain (FDI®) – Partie 2: Client*

IEC 62769-4, *Intégration des appareils de terrain (FDI®) – Partie 4: Paquetages FDI®*

IEC 62769-5, *Intégration des appareils de terrain (FDI®) – Partie 5: Modèle d'Information FDI®*

IEC 62769-7, *Intégration des appareils de terrain (FDI®) – Partie 7: Appareils de communication*