

**INTERNATIONAL  
STANDARD**

**ISO/IEC  
14165-246**

First edition  
2019-12

---

---

**Information technology — Fibre  
channel —**

**Part 246:  
Backbone — 6 (FC-BB-6)**



Reference number  
ISO/IEC 14165-246:2019(E)

© ISO/IEC 2019



**COPYRIGHT PROTECTED DOCUMENT**

© ISO/IEC 2019

All rights reserved. Unless otherwise specified, or required in the context of its implementation, no part of this publication may be reproduced or utilized otherwise in any form or by any means, electronic or mechanical, including photocopying, or posting on the internet or an intranet, without prior written permission. Permission can be requested from either ISO at the address below or ISO's member body in the country of the requester.

ISO copyright office  
CP 401 • Ch. de Blandonnet 8  
CH-1214 Vernier, Geneva  
Phone: +41 22 749 01 11  
Fax: +41 22 749 09 47  
Email: [copyright@iso.org](mailto:copyright@iso.org)  
Website: [www.iso.org](http://www.iso.org)

Published in Switzerland

# Contents

Page

<b>Foreword</b> .....	<b>vi</b>
<b>Introduction</b> .....	<b>vii</b>
<b>1 Scope</b> .....	<b>1</b>
<b>2 Normative References</b> .....	<b>3</b>
2.1 Overview.....	3
2.2 Approved references.....	4
2.3 References under development.....	4
2.4 ITU-T references.....	5
2.5 IETF references.....	5
2.6 IEEE references.....	5
<b>3 Definitions and conventions</b> .....	<b>6</b>
3.1 Common definitions.....	6
3.2 FC-BB_IP definitions.....	9
3.3 FC-BB_GFPT definitions.....	11
3.4 FC-BB_PW definitions.....	12
3.5 FC-BB_E definitions.....	13
3.6 Editorial conventions.....	16
3.7 List of commonly used acronyms and abbreviations.....	17
3.7.1 General.....	17
3.7.2 FC-BB_IP.....	17
3.7.3 FC-BB_GFPT.....	18
3.7.4 FC-BB_PW.....	18
3.7.5 FC-BB_E.....	18
3.8 Symbols.....	18
3.9 Keywords.....	18
<b>4 FC-BB-6 Structure and Concepts</b> .....	<b>19</b>
4.1 FC-BB-6 backbone mappings.....	19
4.2 FC-BB-6 reference models.....	20
4.2.1 FC-BB-6 reference models overview.....	20
4.2.2 FC-BB_IP reference model.....	21
4.2.3 FC-BB_GFPT reference model.....	22
4.2.4 FC-BB_PW reference model.....	23
4.2.5 FC-BB_E reference models.....	24
4.3 FC-BB-6 models overview.....	26
4.3.1 FC-BB_IP.....	26
4.3.2 FC-BB_GFPT.....	26
4.3.3 FC-BB_PW.....	27
4.3.4 FC-BB_E.....	27
4.4 FC-BB-6 requirements.....	27
4.4.1 Fibre Channel Class support.....	27
4.4.2 Payload transparency.....	28
4.4.3 Latency delay and timeout value.....	28
4.4.4 QoS and bandwidth.....	29
4.4.5 In-order delivery.....	29
4.4.6 Flow control.....	29
4.5 FC-BB-6 SW_ILS codes.....	30
<b>5 FC-BB_IP Structure and Concepts</b> .....	<b>30</b>
5.1 Applicability.....	30
5.2 FC-BB_IP overview.....	30
5.3 VE_Port functional model.....	31
5.3.1 FC-BB_IP interface protocol layers.....	31
5.3.2 E_Port/F_Port FC interface.....	32

5.3.3	FC Switching Element (SE) with FC routing .....	33
5.3.4	FC-BB_IP protocol interface .....	33
5.3.5	IP network interface .....	38
5.4	B_Access functional model .....	39
5.4.1	FC-BB_IP interface protocol layers .....	39
5.4.2	B_Port FC interface .....	39
5.4.3	FC-BB_IP protocol interface .....	39
5.4.4	IP Network Interface .....	45
5.5	FC-BB_IP network topologies .....	45
5.6	Mapping and message encapsulation using TCP/IP .....	46
5.6.1	Encapsulated frame structures .....	46
5.6.2	TCP/IP encapsulation .....	49
5.7	FC-BB_IP protocol procedures .....	49
5.7.1	Overview .....	49
5.7.2	Procedures for platform management .....	49
5.7.3	Procedures for connection management .....	52
5.7.4	Procedures for error detection recovery .....	53
5.7.5	FC-BB_IP system parameters .....	54
5.8	FC-BB_IP service considerations .....	55
5.8.1	Latency delay .....	55
5.8.2	Throughput .....	55
5.8.3	Reliability .....	56
5.8.4	Quality of Service (QoS) .....	57
5.8.5	Delivery order .....	57
5.8.6	IP multicast and broadcast .....	58
5.8.7	Security and authentication .....	58
<b>6</b>	<b>Transparent FC-BB (FC-BB_GFPT and FC-BB_PW) Structure and Concepts .....</b>	<b>58</b>
6.1	Applicability .....	58
6.2	FC-BB_GFPT overview .....	58
6.3	FC-BB_PW overview .....	59
6.4	Transparent FC-BB functional model .....	60
6.4.1	Transparent FC-BB initialization .....	60
6.4.2	Transparent FC-BB initialization state machine .....	61
6.4.3	Login Exchange Monitors .....	66
6.4.4	Port initialization parameter observation and modification .....	69
6.4.5	Handling of BB_SCs, BB_SCr, and R_RDY Primitive Signals and BB_Credit initialization .....	69
6.4.6	Transparent FC-BB Primitive Signals .....	71
6.4.7	Transparent FC-BB flow control .....	71
6.4.8	Adaptation of FC information for Transparent FC-BB .....	74
6.4.9	WAN Holdoff Timeout Value (WAN_HOLDOFF_TOV) .....	78
6.4.10	Transparent FC-BB frame compression encoding .....	78
<b>7</b>	<b>FC-BB_E Structure and Concepts .....</b>	<b>79</b>
7.1	Applicability .....	79
7.2	FC-BB_E overview .....	79
7.3	ENode functional model .....	84
7.4	VN2VN ENode functional model .....	86
7.5	FCF functional model .....	87
7.6	Controlling FCF functional model .....	90
7.7	FDF functional model .....	92
7.8	FCoE Virtual Links .....	94
7.9	VN_Port MAC addresses .....	98
7.10	FCoE frame format .....	98
7.11	FC-BB_E device initialization .....	100
7.11.1	FCoE Initialization Protocol (FIP) overview .....	100
7.11.2	FIP VLAN discovery protocol .....	101
7.11.3	FIP discovery protocol .....	105
7.11.4	FCoE Virtual Link instantiation protocol .....	110
7.11.5	FCoE Virtual Link maintenance protocol .....	112

7.11.6	Locally Unique N_Port_IDs .....	115
7.11.7	FIP frames.....	119
7.11.8	FIP operations .....	131
7.12	Timers and constants .....	143
7.13	FC-BB_E Link Error Status Block (LESB) definition.....	145
7.14	Link incidents definition .....	146
7.15	Distributed FCF operations.....	146
<b>Annex A (informative)</b>	<b>FC-BB_GFPT Interoperability Guidelines.....</b>	<b>147</b>
<b>Annex B (informative)</b>	<b>FCoE and FIP Frame Examples.....</b>	<b>148</b>
<b>Annex C (informative)</b>	<b>Increasing FC-BB_E Robustness Using Access Control Lists.....</b>	<b>150</b>
<b>Annex D (informative)</b>	<b>FCoE Security Recommendations.....</b>	<b>160</b>
<b>Annex E (normative)</b>	<b>FCoE MIB Definition .....</b>	<b>166</b>
<b>Annex F (informative)</b>	<b>Locally Unique N_Port_ID .....</b>	<b>186</b>
<b>Annex G (informative)</b>	<b>Options for Handling FCoE and FIP Traffic .....</b>	<b>192</b>

## Foreword

ISO (the International Organization for Standardization) and IEC (the International Electrotechnical Commission) form the specialized system for worldwide standardization. National bodies that are members of ISO or IEC participate in the development of International Standards through technical committees established by the respective organization to deal with particular fields of technical activity. ISO and IEC technical committees collaborate in fields of mutual interest. Other international organizations, governmental and non-governmental, in liaison with ISO and IEC, also take part in the work.

The procedures used to develop this document and those intended for its further maintenance are described in the ISO/IEC Directives, Part 1. In particular, the different approval criteria needed for the different types of document should be noted (see [www.iso.org/directives](http://www.iso.org/directives)).

Attention is drawn to the possibility that some of the elements of this document may be the subject of patent rights. ISO and IEC shall not be held responsible for identifying any or all such patent rights. Details of any patent rights identified during the development of the document will be in the Introduction and/or on the ISO list of patent declarations received (see [www.iso.org/patents](http://www.iso.org/patents)) or the IEC list of patent declarations received (see <http://patents.iec.ch>).

Any trade name used in this document is information given for the convenience of users and does not constitute an endorsement.

For an explanation of the voluntary nature of standards, the meaning of ISO specific terms and expressions related to conformity assessment, as well as information about ISO's adherence to the World Trade Organization (WTO) principles in the Technical Barriers to Trade (TBT) see [www.iso.org/iso/foreword.html](http://www.iso.org/iso/foreword.html).

This document was prepared by INCITS (as INCITS 509-2014) and drafted in accordance with its editorial rules. It was assigned to Joint Technical Committee ISO/IEC JTC 1, *Information technology*, Subcommittee SC 25, *Interconnection of information technology equipment*, and adopted under the "fast-track procedure".

A list of all parts in the ISO/IEC 14165 series can be found on the ISO website.

Any feedback or questions on this document should be directed to the user's national standards body. A complete listing of these bodies can be found at [www.iso.org/members.html](http://www.iso.org/members.html).

## Introduction

FC-BB-6 defines mappings for transporting Fibre Channel over different network technologies. FC-BB-6 defines four distinct Fibre Channel mappings:

- a) FC over TCP/IP;
- b) FC over GFPT;
- c) FC over MPLS; and
- d) FC over Ethernet.

The FC over ATM and FC over SONET backbone mappings are not specified in FC-BB-6. As such, FC-BB-6 is not a complete replacement of FC-BB-3 (i.e., see FC-BB-3 for the specification of the FC over ATM and FC over SONET backbone mappings).

[This is a preview - click here to buy the full publication](#)



# Information technology — Fibre channel —

## Part 246: Backbone — 6 (FC-BB-6)

### 1 Scope

This standard consists of distinct Fibre Channel mappings resulting in the following models:

- FC-BB\_IP (FC over TCP/IP backbone network)
- Transparent FC-BB consisting of:
  - FC-BB\_GFPT (FC over SONET/SDH/OTN/PDH backbone network using GFPT adaptation)
  - FC-BB\_PW (FC over MPLS network using PW adaptation)
- FC-BB\_E (FC over Ethernet)

Figure 1, Figure 2, Figure 3, and Figure 4 illustrate the scope and the major components of the FC-BB-6 models and its relationship to the IETF, ITU-T, and IEEE standards. Table 1 shows the organization of this standard. FC-BB\_IP, Transparent FC-BB, and FC-BB\_E do not interoperate in any manner and are independent models.

**Table 1 – FC-BB-6 organization**

Model Type	Applicable Clauses and Annexes
FC-BB_IP, FC-BB_GFPT, FC-BB_PW, FC-BB_E	1, 2, 3, 4
FC-BB_IP	5
Transparent FC-BB	
FC-BB_GFPT	6, Annex A
FC-BB_PW	6
FC-BB_E	7, Annex B, Annex C, Annex D, Annex E, Annex Annex F: , Annex G

The scope and components of the FC-BB\_IP model is shown in Figure 1.

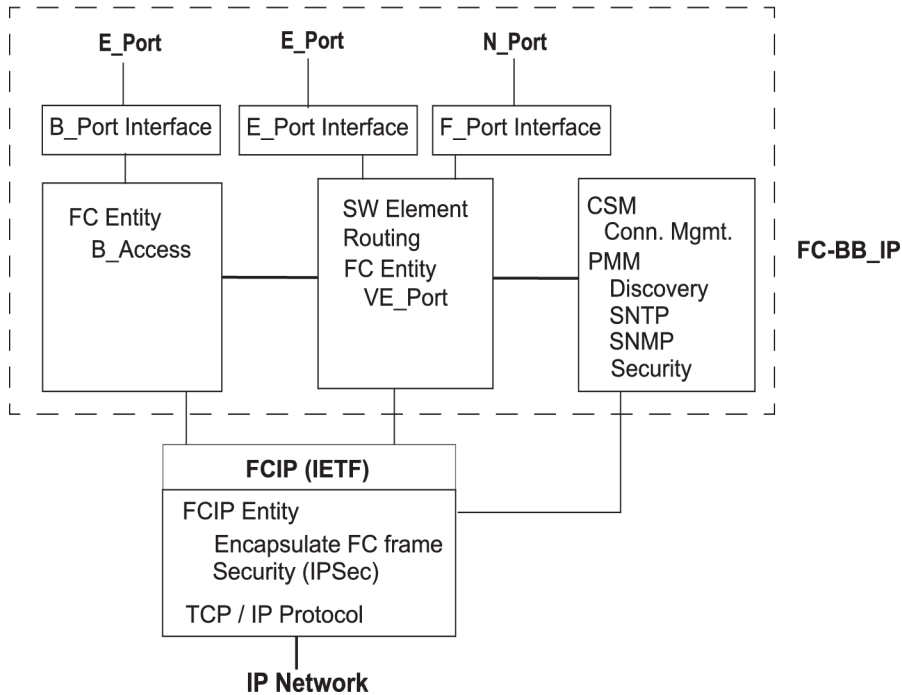


Figure 1 – Scope and components of FC-BB\_IP model

The scope and components of the FC-BB\_GFPT model is shown in Figure 2.

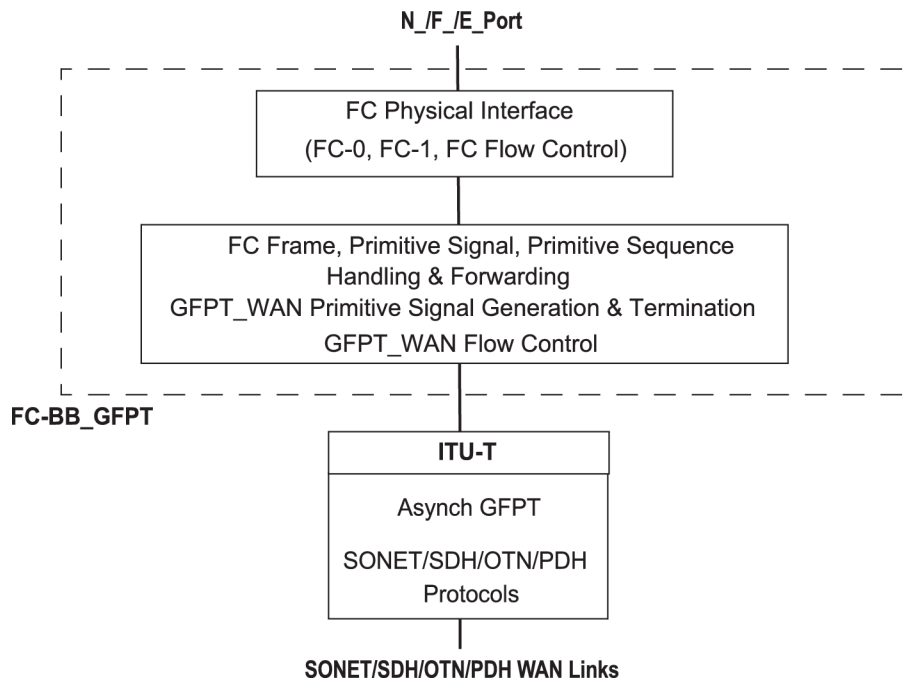
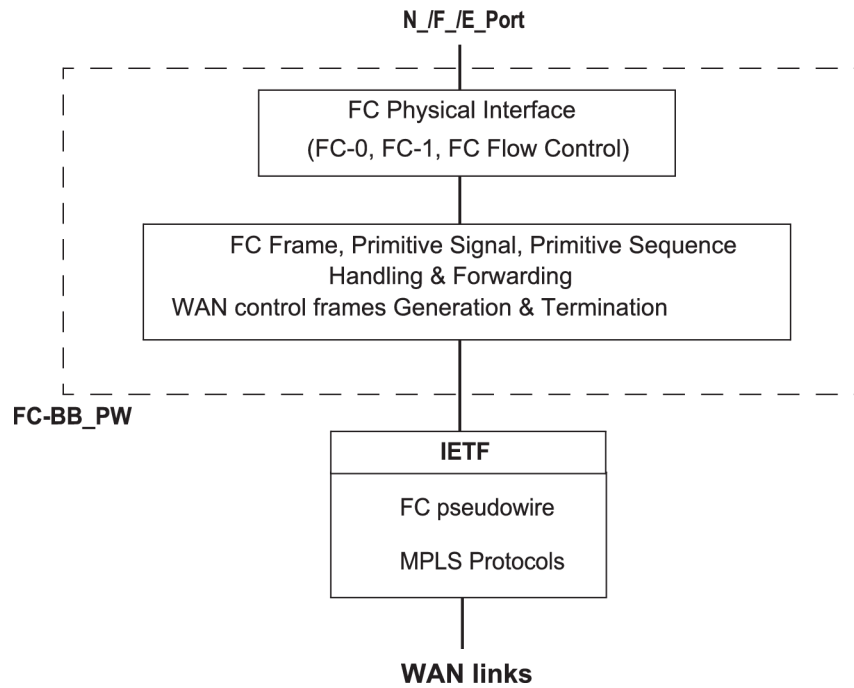


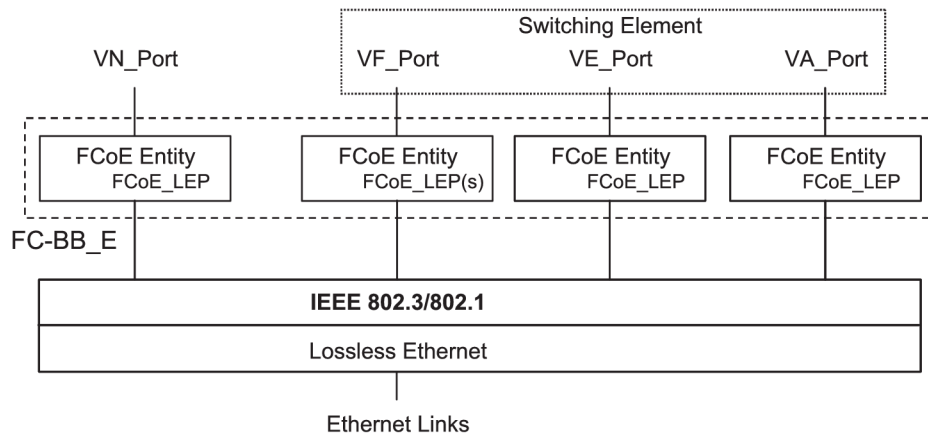
Figure 2 – Scope and components of FC-BB\_GFPT model

The scope and components of the FC-BB\_PW model is shown in Figure 3.



**Figure 3 – Scope and components of FC-BB\_PW model**

The scope and components of the FC-BB\_E model is shown in Figure 4.



**Figure 4 – Scope and components of FC-BB\_E model**

## 2 Normative References

### 2.1 Overview

The following standards contain provisions that, through reference in the text, constitute provisions of this standard. At the time of publication, the editions indicated were valid. All standards are subject to revision, and parties to agreements based on this standard are encouraged to investigate the possibility of applying the most recent editions of the standards listed below.

## ISO/IEC 14165-246:2019(E)

For electronic copies of ANSI and INCITS standards, visit ANSI's Electronic Standards Store (ESS) at <http://www.ansi.org>. For printed versions of most standards listed here, contact Global Engineering Documents, 15 Inverness Way East, Englewood, CO; 80112-5704, (800) 854-7179.

Orders for ISO Standards and ISO publications should normally be addressed to the ISO member in your country. If that is impractical, ISO Standards and ISO publications may be ordered from ISO Central Secretariat (ISO/CS):

Phone +41 22 749 01 11  
Fax +41 22 749 09 47  
E-mail [sales@iso.org](mailto:sales@iso.org)  
Post ISO, 8, chemin de Blandonnet,  
CP 401 - 1214 Vernier, Geneva - Switzerland

In order to avoid delivery errors, it is important that you accurately quote the standard's reference number given in the ISO catalogue. For standards published in several parts, you should specify the number(s) of the required part(s). If not, all parts of the standard will be provided.

Copies of the following documents may be obtained from ANSI, an ISO member organization:

- a) approved ANSI standards;
- b) approved and draft international and regional standards (ISO and IEC); and
- c) approved foreign standards (JIS and DIN).

For further information, contact the ANSI Customer Service Department:

Phone +1 212-642-4900  
Fax: +1 212-302-1286  
Web: <http://www.ansi.org>  
E-mail: [ansionline@ansi.org](mailto:ansionline@ansi.org)

or the InterNational Committee for Information Technology Standards (INCITS):

Phone 202-737-8888  
Web: <http://www.incits.org>  
E-mail: [incits@itic.org](mailto:incits@itic.org)

Additional availability contact information is provided below as needed.

### 2.2 Approved references

ANSI T1.105-2001, *Synchronous Optical Network (SONET) - Basic Description Including Multiplex Structures, Rates, and Formats*

ANSI INCITS 496-2012, *Fibre Channel - Security Protocols - 2 (FC-SP-2)*

ANSI INCITS 241-1994 (R1999), *Data Compression Method - Adaptive Coding with Sliding Window for Information Interchange*

### 2.3 References under development

At the time of publication, the following referenced standards were still under development. For information on the current status of the documents, or regarding availability, contact the relevant standards body or other organization as indicated.

For electronic copies of references under development by INCITS T11, see [www.t11.org](http://www.t11.org)

T11/Project 2238-D, *Fibre Channel - Framing and Signaling - 4 (FC-FS-4)*

T11/Project 2220-D, *Fibre Channel - Switch Fabric - 6 (FC-SW-6)*

T11/Project 2237-D, *Fibre Channel - Link Services - 3 (FC-LS-3)*

## 2.4 ITU-T references

Copies of the following approved ITU-T standards may be obtained through the ITU-T Publications department at <http://www.itu.int>.

ITU-T Rec. G.707/Y.1322, (2007), *Network node interface for the synchronous digital hierarchy (SDH)*

ITU-T Rec. G.7041/Y.1303, (2005), *Generic Framing Procedure (GFP)*

ITU-T Rec. G.783, (2006), *Characteristics of synchronous digital hierarchy (SDH) equipment functional blocks*

ITU-T Rec. G.806, (2006), *Characteristics of transport equipment - Description methodology and generic functionality*

ITU-T Rec. G.702, (1988), *Digital Hierarchy Bit Rates*

## 2.5 IETF references

Copies of the following approved IETF standards may be obtained through the Internet Engineering Task Force (IETF) at [www.ietf.org](http://www.ietf.org).

RFC 5905, *Network Time Protocol Version 4: Protocol and Algorithms Specification*, June 2010

RFC 3246, *An Expedited Forwarding PHB (Per-Hop Behavior)*, March 2002

RFC 3643, *Fibre Channel (FC) Frame Encapsulation*, December 2004

RFC 3821, *Fibre Channel Over TCP/IP (FCIP)*, July 2004

RFC 3822, *Finding Fibre Channel over TCP/IP (FCIP) Entities Using Service Location Protocol version 2 (SLPv2)*, July 2004

RFC 3031, *Multiprotocol Label Switching (MPLS) Architecture*, January 2001

RFC 3985, *Pseudowire Emulation Edge-to-Edge (PWE3) Architecture*, March 2005

RFC 4385, *Multiprotocol Pseudowire Emulation Edge-to-Edge (PWE3) Control Word for Use over an MPLS PSN*, February 2006

RFC 4447, *Pseudowire Setup and Maintenance Using the Label Distribution Protocol (LDP)*, April 2006

RFC 6307, *Encapsulation Methods for Transport of Fibre Channel frames Over MPLS Networks*, March 2012

## 2.6 IEEE references

Copies of the following approved IEEE standards may be obtained through the Institute of Electrical and Electronics Engineers (IEEE) at <http://standards.ieee.org>.

IEEE 802.3-2012: *IEEE Standard for Ethernet*

IEEE 802.1Q-2011: *Media Access Control (MAC) Bridges and*

*Virtual Bridge Local Area Networks*

IEEE 802.1Qbb-2011: *Media Access Control (MAC) Bridges and Virtual Bridged Local Area Network - Amendment 17: Priority-based Flow Control*

IEEE 802.1Qaz-2011: *Media Access Control (MAC) Bridges and Virtual Bridged Local Area Networks - Amendment 18: Enhanced Transmission Selection for Bandwidth Sharing Between Traffic Classes*

IEEE 1588-2008: *Precision Clock Synchronization Protocol for Networked Measurement and Control Systems*

IEEE 802.1AS-2011: *Timing and Synchronization for Time-Sensitive Applications in Bridged Local Area Networks*