

INTERNATIONAL STANDARD

ISO/IEC 14496-11

Second Edition
2015-11-01

Information technology — Coding of audio-visual objects —

Part 11: Scene description and application engine

*Technologies de l'information — Codage des objets audiovisuels —
Partie 11: Description de scène et moteur d'application*

Reference number
ISO/IEC 14496-11:2015(E)



PDF disclaimer

This PDF file may contain embedded typefaces. In accordance with Adobe's licensing policy, this file may be printed or viewed but shall not be edited unless the typefaces which are embedded are licensed to and installed on the computer performing the editing. In downloading this file, parties accept therein the responsibility of not infringing Adobe's licensing policy. The ISO Central Secretariat accepts no liability in this area.

Adobe is a trademark of Adobe Systems Incorporated.

Details of the software products used to create this PDF file can be found in the General Info relative to the file; the PDF-creation parameters were optimized for printing. Every care has been taken to ensure that the file is suitable for use by ISO member bodies. In the unlikely event that a problem relating to it is found, please inform the Central Secretariat at the address given below.

© ISO/IEC 2015

All rights reserved. Unless otherwise specified, no part of this publication may be reproduced or utilized in any form or by any means, electronic or mechanical, including photocopying and microfilm, without permission in writing from either ISO at the address below or ISO's member body in the country of the requester.

ISO copyright office
Case postale 56 • CH-1211 Geneva 20
Tel. + 41 22 749 01 11
Fax + 41 22 749 09 47
E-mail copyright@iso.org
Web www.iso.org

Published in Switzerland

Contents

Page

Foreword	v
0 Introduction.....	vii
0.1 Scene Description	vii
0.2 Extensible MPEG-4 Textual Format.....	ix
0.3 MPEG-J	ix
1 Scope.....	1
2 Normative references.....	1
3 Additional reference.....	2
4 Terms and definitions	2
5 Abbreviations and Symbols	7
6 Conventions	7
7 MPEG-4 Systems Node Semantics.....	8
7.1 Scene Description	8
7.2 Node Semantics.....	24
7.3 Informative: Differences Between MPEG-4 Scripts and ECMA Scripts.....	181
7.4 Informative: FlexTime behavior	182
7.5 Informative: Implementation of MaterialKey node.....	183
7.6 Informative: Example implementation of spatial audio processing (perceptual approach)	184
7.7 Informative: MPEG-4 Audio TTS application with Facial Animation.....	188
7.8 Informative: 3D Mesh Coding in BIFS scenes.....	188
7.9 Profiles.....	189
7.10 Metric information for resident fonts	220
7.11 Font metrics for SANS SERIF font (Albany)	221
7.12 Font metrics for SERIF font (Thorndale).....	227
7.13 Font metrics for TYPEWRITER font (Cumberland)	234
8 BIFS.....	242
8.1 Introduction.....	242
8.2 Decoding tables, data structures and associated functions	242
8.3 Quantization	247
8.4 Compensation process.....	257
8.5 BIFS Configuration.....	258
8.6 BIFS Command Syntax	262
8.7 BIFS Scene	274
8.8 BIFS-Anim	305
8.9 Interpolator compression	310
8.10 Definition of bodySceneGraph nodes.....	349
8.11 Adaptive Arithmetic Decoder for BIFS-Anim.....	357
8.12 Informative : Adaptive Arithmetic Encoder for BIFS-Anim	359
8.13 View Dependent Object Scalability.....	360
9 The Extensible MPEG-4 Textual Format	381
9.1 Introduction.....	381
9.2 XMT-A Format.....	381
9.3 XMT-Ω Format.....	433
9.4 XMT-C Modules.....	478
9.5 XMT Schemas	486
9.6 Informative: XMT/X3D Compatibility	486
9.7 Informative: The usage of XMT-A BitWrapper element in authoring side.....	487

10	MPEG-J	500
10.1	Architecture	500
10.2	MPEG-J Session	502
10.3	Delivery of MPEG-J Data	503
10.4	MPEG-J API List	506
10.5	Informative: Starting the Java Virtual Machine	512
10.6	Informative: Examples of MPEG-J API usage	513
Annex A	(normative) Curve-based animators	522
Annex B	(normative) Procedural textures algorithms	525
Annex C	(informative) Text Processing in BIFS	530
Annex D	(informative) Patent statements	532
Bibliography	533

Foreword

ISO (the International Organization for Standardization) and IEC (the International Electrotechnical Commission) form the specialized system for worldwide standardization. National bodies that are members of ISO or IEC participate in the development of International Standards through technical committees established by the respective organization to deal with particular fields of technical activity. ISO and IEC technical committees collaborate in fields of mutual interest. Other international organizations, governmental and non-governmental, in liaison with ISO and IEC, also take part in the work. In the field of information technology, ISO and IEC have established a joint technical committee, ISO/IEC JTC 1.

International Standards are drafted in accordance with the rules given in the ISO/IEC Directives, Part 2.

The main task of the joint technical committee is to prepare International Standards. Draft International Standards adopted by the joint technical committee are circulated to national bodies for voting. Publication as an International Standard requires approval by at least 75 % of the national bodies casting a vote.

Attention is drawn to the possibility that some of the elements of this document may be the subject of patent rights. ISO and IEC shall not be held responsible for identifying any or all such patent rights.

ISO/IEC 14496-11 was prepared by Joint Technical Committee ISO/IEC JTC 1, *Information Technology*, Subcommittee SC 29, *Coding of Audio, Picture, Multimedia and Hypermedia Information*.

This second edition cancels and replaces the first edition, which has been technically revised.

ISO/IEC 14496 consists of the following parts, under the general title *Information technology — Coding of audio-visual objects*:

- *Part 1: Systems*
- *Part 2: Visual*
- *Part 3: Audio*
- *Part 4: Conformance testing*
- *Part 5: Reference software*
- *Part 6: Delivery Multimedia Integration Framework (DMIF)*
- *Part 7: Optimized reference software for coding of audio-visual objects* [Technical Report]
- *Part 8: Carriage of ISO/IEC 14496 contents over IP networks*
- *Part 9: Reference hardware description* [Technical Report]
- *Part 10: Advanced Video Coding*
- *Part 11: Scene description and application engine*
- *Part 12: ISO base media file format*
- *Part 13: Intellectual Property Management and Protection (IPMP) extensions*
- *Part 14: MP4 file format*

- *Part 15: Advanced Video Coding (AVC) file format*
- *Part 16: Animation Framework eXtension (AFX)*
- *Part 17: Streaming text format*
- *Part 18: Font compression and streaming*
- *Part 19: Synthesized texture stream*
- *Part 20: Lightweight Application Scene Representation (LSeR) and Simple Aggregation Format (SAF)*
- *Part 21: MPEG-J GFX*

Introduction

1.1 Scene Description

1.1.1 Overview

ISO/IEC 14496 addresses the coding of audio-visual objects of various types: natural video and audio objects as well as textures, text, 2- and 3-dimensional graphics, and also synthetic music and sound effects. To reconstruct a multimedia scene at the terminal, it is hence not sufficient to transmit the raw audio-visual data to a receiving terminal. Additional information is needed in order to combine this audio-visual data at the terminal and construct and present to the end-user a meaningful multimedia scene. This information, called scene description, determines the placement of audio-visual objects in space and time and is transmitted together with the coded objects as illustrated in Figure 1. Note that the scene description only describes the structure of the scene. The action of assembling these objects in the same representation space is called composition. The action of transforming these audio-visual objects from a common representation space to a specific presentation device (i.e. speakers and a viewing window) is called rendering.

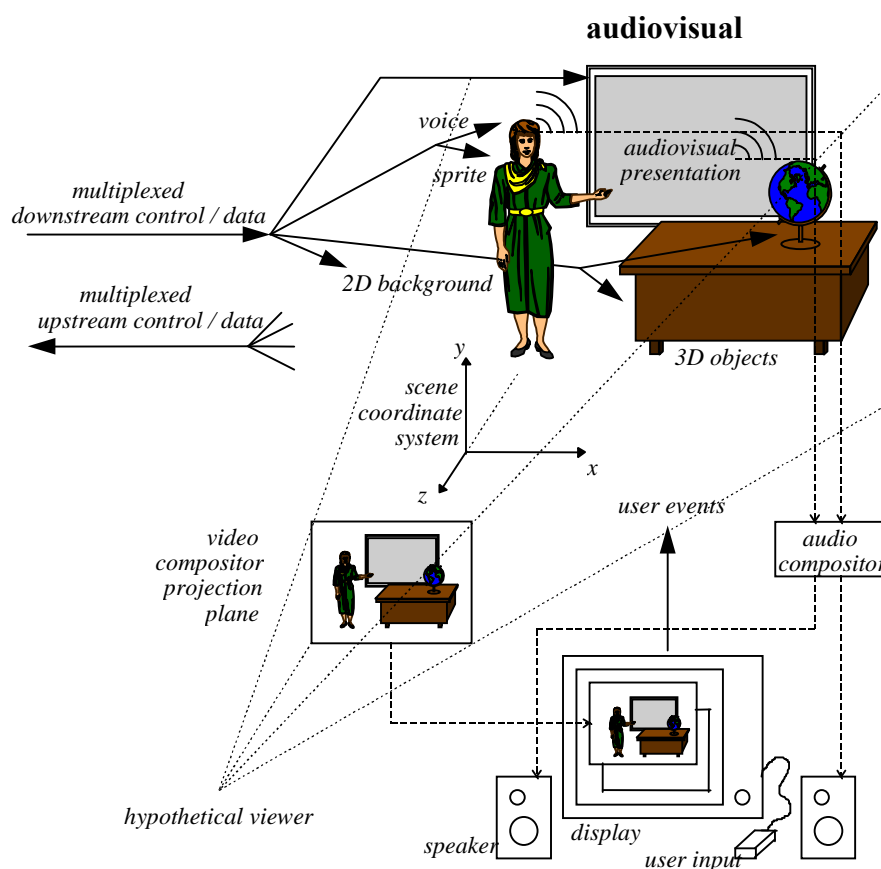


Figure 1 — An example of an object-based multimedia scene

Independent coding of different objects may achieve higher compression, and also brings the ability to manipulate content at the terminal. The behaviors of objects and their response to user inputs can thus also be represented in the scene description.

The scene description framework used in this part of ISO/IEC 14496 is based largely on ISO/IEC 14772-1:1998 (Virtual Reality Modeling Language – VRML).

1.1.2 Composition and Rendering

ISO/IEC 14496-11 defines the syntax and semantics of bitstreams that describe the spatio-temporal relationships of audio-visual objects. For visual data, particular composition algorithms are not mandated since they are implementation-dependent; for audio data, subclause 7.1.1.2.13 and the semantics of the AudioBIFS nodes normatively define the composition process. The manner in which the composed scene is presented to the user is not specified for audio or visual data. The scene description representation is termed “Binary Format for Scenes” (BIFS).

1.1.3 Scene Description

In order to facilitate the development of authoring, editing and interaction tools, scene descriptions are coded independently from the audio-visual media that form part of the scene. This permits modification of the scene without having to decode or process in any way the audio-visual media. The following clauses detail the scene description capabilities that are provided by ISO/IEC 14496-11.

1.1.3.1 Grouping of audio-visual objects

A scene description follows a hierarchical structure that can be represented as a graph. Nodes of the graph form audio-visual objects, as illustrated in Figure 2. The structure is not necessarily static; nodes may be added, deleted or be modified.

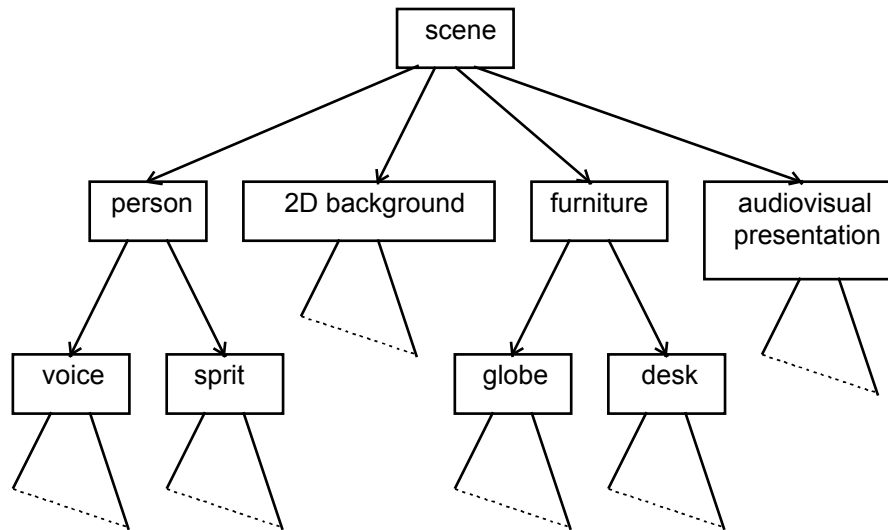


Figure 2 — Logical structure of example scene

1.1.3.2 Spatio-Temporal positioning of objects

Audio-visual objects have both a spatial and a temporal extent. Complex audio-visual objects are constructed by combining appropriate scene description nodes to build up the scene graph. Audio-visual objects may be located in 2D or 3D space. Each audio-visual object has a local co-ordinate system. A local co-ordinate system is one in which the audio-visual object has a pre-defined (but possibly varying) spatio-temporal location and scale (size and orientation). Audio-visual objects are positioned in a scene by specifying a co-ordinate transformation from the object's local co-ordinate system into another co-ordinate system defined by a parent node in the scene graph.

1.1.3.3 Attributes of audio-visual objects

Scene description nodes expose a set of parameters through which aspects of their appearance and behavior can be controlled.

EXAMPLE — the volume of a sound; the color of a synthetic visual object; the source of a streaming video.

1.1.3.4 Behavior of audio-visual objects

ISO/IEC 14496-11 provides tools for enabling dynamic scene behavior and user interaction with the presented content. User interaction can be separated into two major categories: client-side and server-side. Client-side interaction is an integral part of the scene description described herein. Server-side interaction is not dealt with.

Client-side interaction involves content manipulation that is handled locally at the end-user's terminal. It consists of the modification of attributes of scene objects according to specified user actions.

EXAMPLE — A user can click on a scene to start an animation or video sequence. The facilities for describing such interactive behavior are part of the scene description, thus ensuring the same behavior in all terminals conforming to ISO/IEC 14496-11.

1.2 Extensible MPEG-4 Textual Format

1.2.1 Overview

The Extensible MPEG-4 Textual format (XMT) is a framework (illustrated in Figure 3) for representing MPEG-4 scene description using a textual syntax. The XMT allows the content authors to exchange their content with other authors, tools or service providers, and facilitates interoperability with both the Extensible 3D (X3D) being developed by the Web3D and the Synchronized Multimedia Integration Language (SMIL) from the W3C.

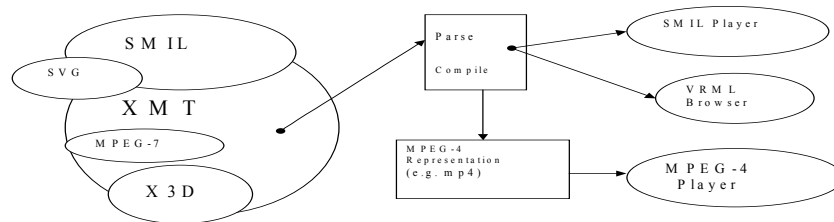


Figure 3 — Overview of the XMT Framework

1.2.2 Interoperability of XMT

The XMT format can be interchangeable between SMIL players, VRML players, and MPEG-4 players. The format can be parsed and played directly by a W3C SMIL player, preprocessed to Web3D X3D and played back by a VRML player, or compiled to an MPEG-4 representation such as MP4, which can then be played by an MPEG-4 player. See below for a graphical description of interoperability of the XMT.

1.2.3 Two-tier Architecture: XMT-A and XMT-Ω Formats

The XMT framework consists of two levels of textual syntax and semantics: the XMT-A format and the XMT-Ω format, which we will abbreviate by A and Ω, respectively, and use them interchangeably where there is no confusion.

The XMT-A is an XML-based version of MPEG-4 content, which contains a subset of the X3D. Also contained in XMT-A is an MPEG-4 extension to the X3D to represent MPEG-4 specific features. The XMT-A provides a straightforward, one-to-one mapping between the textual and binary formats.

The XMT-Ω is a high-level abstraction of MPEG-4 features designed based on the W3C SMIL. The XMT provides a default mapping from Ω to A, for there is no deterministic mapping between the two, and it also provides content authors with an escape mechanism from Ω to A.

In addition an XMT-C (Common) section contains the definition of elements and attributes that may be used within either XMT-A or XMT-Ω.

1.3 MPEG-J

1.3.1 Overview

MPEG-J is a flexible programmatic control system that represents an audio-visual session in a manner that allows the session to adapt to the operating characteristics when presented at the terminal. Two important characteristics are supported: first, the capability to allow graceful degradation under limited or time varying resources, and second, the ability to respond to user interaction and provide enhanced multimedia functionality.

More specifically, 9.7 normatively defines:

The format and delivery of Java byte code by specifying the MPEG-J stream format and the delivery mechanism of such a stream (Java byte code and associated data);

The MPEG-J Session and the MPEG-J application lifecycle; and

The interactions and behavior of byte code through the specification of Java APIs.

1.3.2 Organization MPEG-J specification

10.1 gives an overall architecture of the MPEG-J system. MPEG-J Session start-up is walked through in 10.2. The Delivery of MPEG-J data to the terminal is specified in 10.3. 10.4 specifies the different categories of APIs that a program in the form of Java bytecode would use. 10.5 is an informative annex on starting the Java Virtual Machine. The electronic annex attached to this document lists the normative MPEG-J APIs in the HTML format. 10.6 illustrates the usage of MPEG-J APIs through a few examples.

The International Organization for Standardization (ISO) and International Electrotechnical Commission (IEC) draw attention to the fact that it is claimed that compliance with this document may involve the use of patents.

The ISO and IEC take no position concerning the evidence, validity and scope of these patent rights.

The holder of these patent rights have assured the ISO and IEC that they are willing to negotiate licences under reasonable and non-discriminatory terms and conditions with applicants throughout the world. In this respect, the statement of the holder of this patent right is registered with the ISO and IEC. Information may be obtained from the companies listed in Annex D.

Attention is drawn to the possibility that some of the elements of this document may be the subject of patent rights other than those identified in Annex D. ISO and IEC shall not be held responsible for identifying any or all such patent rights.

Information technology — Coding of audio-visual objects —

Part 11: Scene description and application engine

1. Scope

This part of ISO/IEC 14496 specifies:

1. the coded representation of the spatio-temporal positioning of audio-visual objects as well as their behavior in response to interaction (scene description);
2. the Extensible MPEG-4 Textual (XMT) format, a textual representation of the multimedia content described in ISO/IEC 14496 using the Extensible Markup Language (XML); and
3. a system level description of an application engine (format, delivery, lifecycle, and behavior of downloadable Java byte code applications).

2. Normative references

The following referenced documents are indispensable for the application of this document. For dated references, only the edition cited applies. For undated references, the latest edition of the referenced document (including any amendments) applies.

ISO 639-2:1998, *Codes for the representation of names of languages — Part 2: Alpha-3 code*

ISO 3166-1:1997, *Codes for the representation of names of countries and their subdivisions — Part 1: Country codes*

ISO 9613-1:1993, *Acoustics — Attenuation of sound during propagation outdoors — Part 1: Calculation of the absorption of sound by the atmosphere*

ISO/IEC 11172-2:1993, *Information technology — Coding of moving pictures and associated audio for digital storage media at up to about 1,5 Mbit/s — Part 2: Video*

ISO/IEC 11172-3:1993, *Information technology — Coding of moving pictures and associated audio for digital storage media at up to about 1,5 Mbit/s — Part 3: Audio*

ISO/IEC 13818-3:1998, *Information technology — Generic coding of moving pictures and associated audio information — Part 3: Audio*

ISO/IEC 13818-7: 2004, *Information technology — Generic coding of moving pictures and associated audio information — Part 7: Advanced Audio Coding (AAC)*

ISO/IEC 14496-2:2004, *Information technology — Coding of audio-visual objects — Part 2: Visual*

ISO/IEC 14772-1:1997, *Information technology — Computer graphics and image processing — The Virtual Reality Modeling Language — Part 1: Functional specification and UTF-8 encoding*

ISO/IEC 14772-1:1997/Amd.1:2003, *Information technology — Computer graphics and image processing — The Virtual Reality Modeling Language — Part 1: Functional specification and UTF-8 encoding — Amendment 1: Enhanced interoperability*

ISO/IEC 16262:2002, *Information technology — ECMAScript language specification*

ISO/IEC 13818-2:2000, *Information technology — Generic coding of moving pictures and associated audio information — Part 2: Video*

ISO/IEC 10918-1:1994, *Information technology — Digital compression and coding of continuous-tone still images: Requirements and guidelines*

IEEE Std 754-1985, *Standard for Binary Floating-Point Arithmetic*

Addison-Wesley:September 1996, *The Java Language Specification*, by James Gosling, Bill Joy and Guy Steele, ISBN 0-201-63451-1

Addison-Wesley:September 1996, *The Java Virtual Machine Specification*, by T. Lindholm and F. Yellin, ISBN 0-201-63452-X

Addison-Wesley:July 1998, *Java Class Libraries Vol. 1 The Java Class Libraries*, Second Edition Volume 1, by Patrick Chan, Rosanna Lee and Douglas Kramer, ISBN 0-201-31002-3

Addison-Wesley: July 1998, *Java Class Libraries Vol. 2 The Java Class Libraries*, Second Edition Volume 2, by Patrick Chan and Rosanna Lee, ISBN 0-201-31003-1

Addison-Wesley, May 1996, *Java API, The Java Application Programming Interface, Volume 1: Core Packages*, by J. Gosling, F. Yellin and the Java Team, ISBN 0-201-63453-8

DAVIC 1.4.1 specification Part 9: Information Representation

ANSI/SMPTE 291M-1996, *Television — Ancillary Data Packet and Space Formatting*

SMPTE 315M -1999, *Television — Camera Positioning Information Conveyed by Ancillary Data Packets*